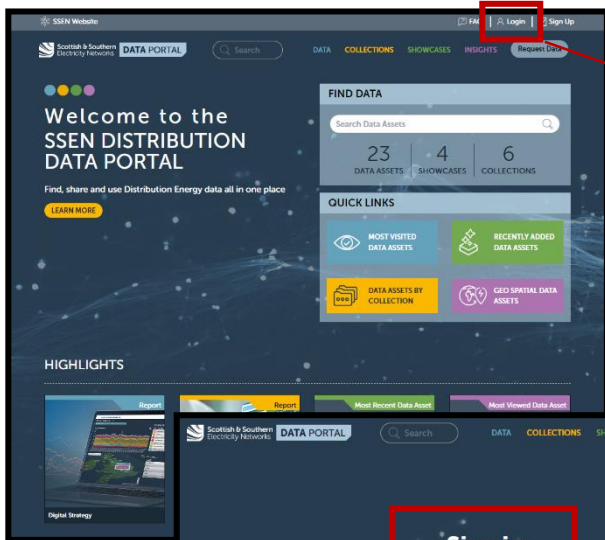
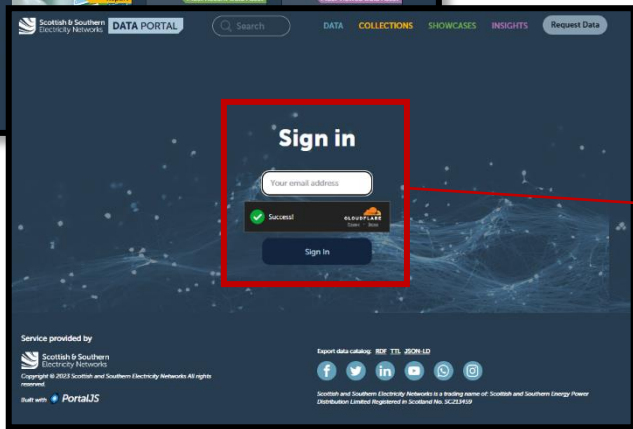


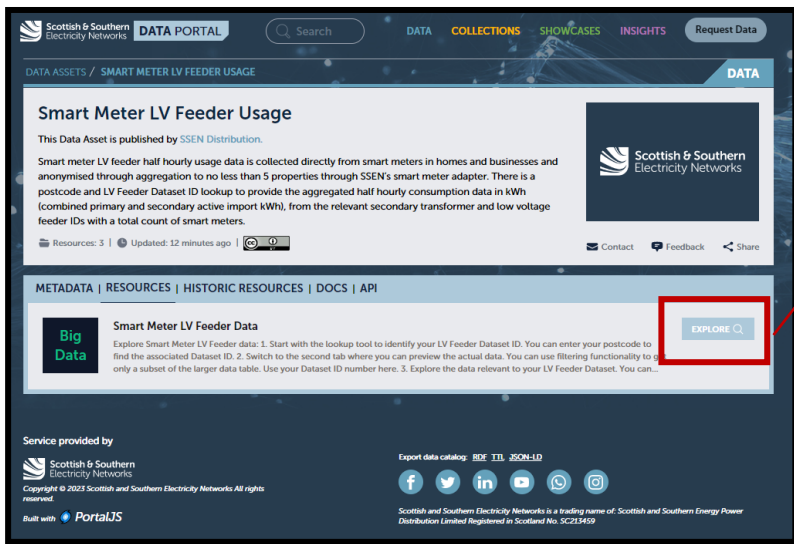
Smart Meter LV Feeder Dataset Walkthrough Guide



SSEN Distribution has implemented login functionality to our Data Portal. This login functionality will allow users to preview and download the data assets that we have on our portal.

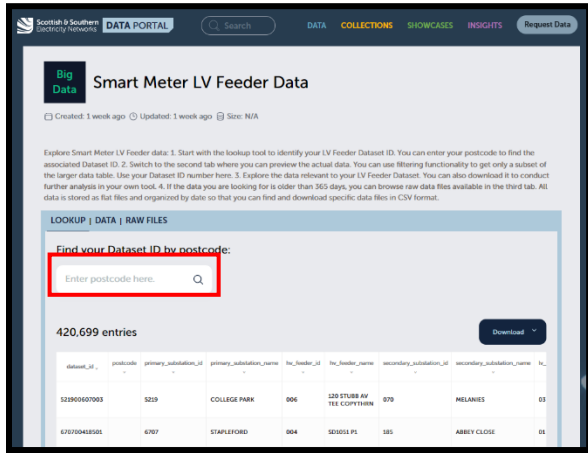


To login to our portal you will need to click the 'Login' icon in the top right of the portal. From here as user you will need to follow the detailed 'Sign in' steps.



To successfully explore the big data for the 'Smart Meter LV Feeder Usage' a user will need to login into the portal.

Locating Dataset ID



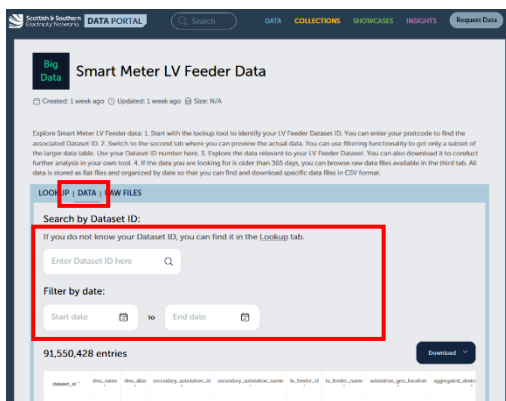
When navigating the Smart meter LV Feeder Data You can locate the **Dataset ID** by utilising the search bar and entering a postcode.



The postcode can be entered using the search bar at the top.

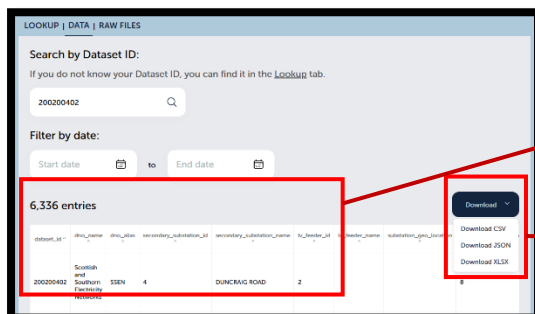
The Dataset ID and other Metadata will be generated once the entry has been made.

Dataset ID Entries & Download



Once we have the Dataset ID located, utilising the 'data' tab will allow you to preview the data.


The use of filtering by date will allow users to access a specific subset from the larger data table.



In this example screenshot the Dataset ID from previous steps has been located.

The entries for this dataset ID will now be visible with the choice to download in the following options CSV, JSON and XLSX

Raw Data Files



LOOKUP DATA	RAW FILES
2023-10-20.csv	20/11/2023
2023-10-28.csv	05/12/2023
2023-10-29.csv	07/11/2023
2023-10-30.csv	07/11/2023
2023-10-31.csv	05/12/2023
2023-11-01.csv	07/11/2023
2023-11-02.csv	07/11/2023

Locating files/data that are older than 365 days, you can browse **raw data files**. All data is stored as flat files and organized by date so that you can find and download specific data files available in CSV format in the 'Raw Files' Tab.