

City of York Council



Job Seekers Allowance and Universal Credit Claimants

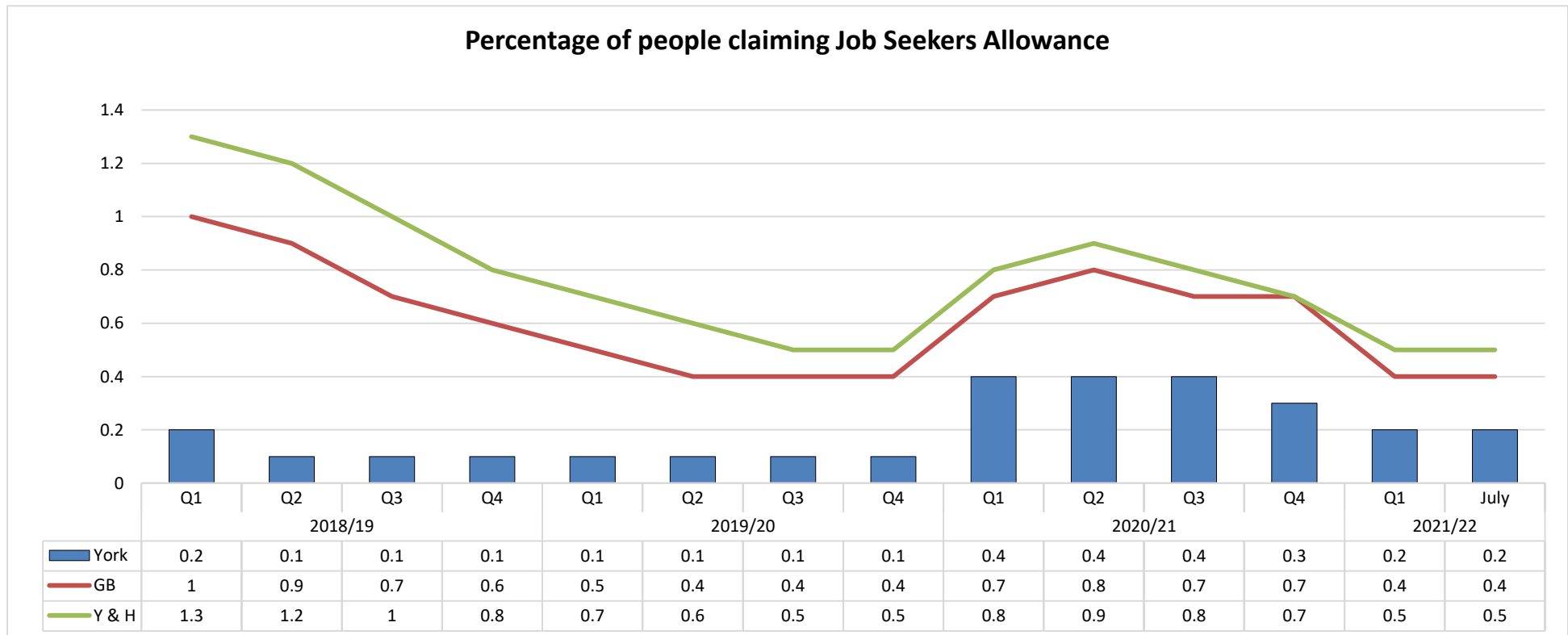
July 2021

Job Seekers Allowance

July 2021

York overall picture:

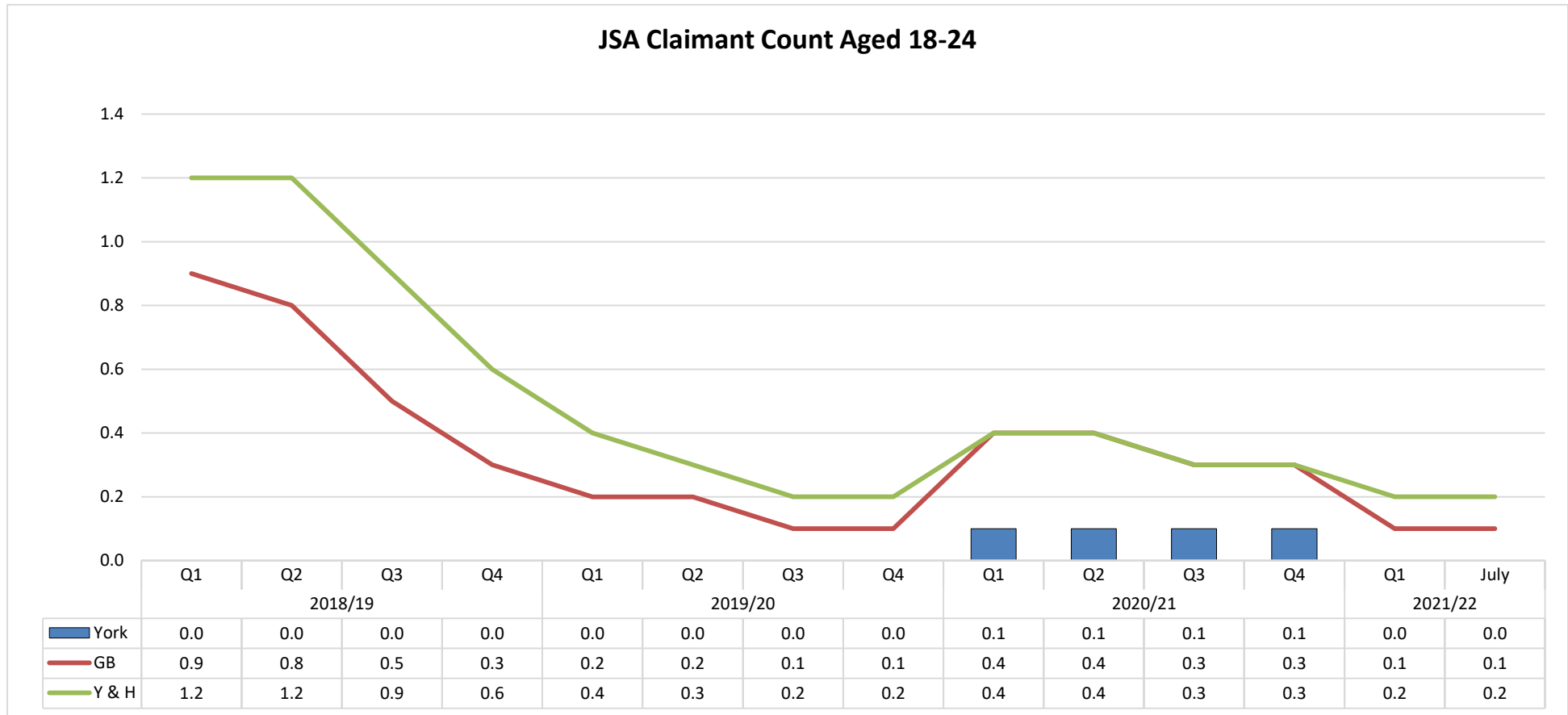
- The JSA claimant count for York in July 2021 is 230.
- In March 2019 the figure was 180, which is an increase of 27.8% .
- This represents 0.2% of the working age population.
- The region stands at 0.5% and GB at 0.4%.
- The highest JSA claimant count in York in the past 10 years (from July 2011) is from February 2012 with a figure of 3,675 or 2.8% of the working age population.



Source: [nomis](https://www.nomis.gov.uk) - official labour market statistics (ONS)

JSA Claimants 18 - 24 years old

- In July 2021 the total number of claimants (18-24) stood at 10, an increase of 10 from March 2019.
- This represents 0.0% of the working age population.
- The region stands at 0.2% and GB at 0.1%.

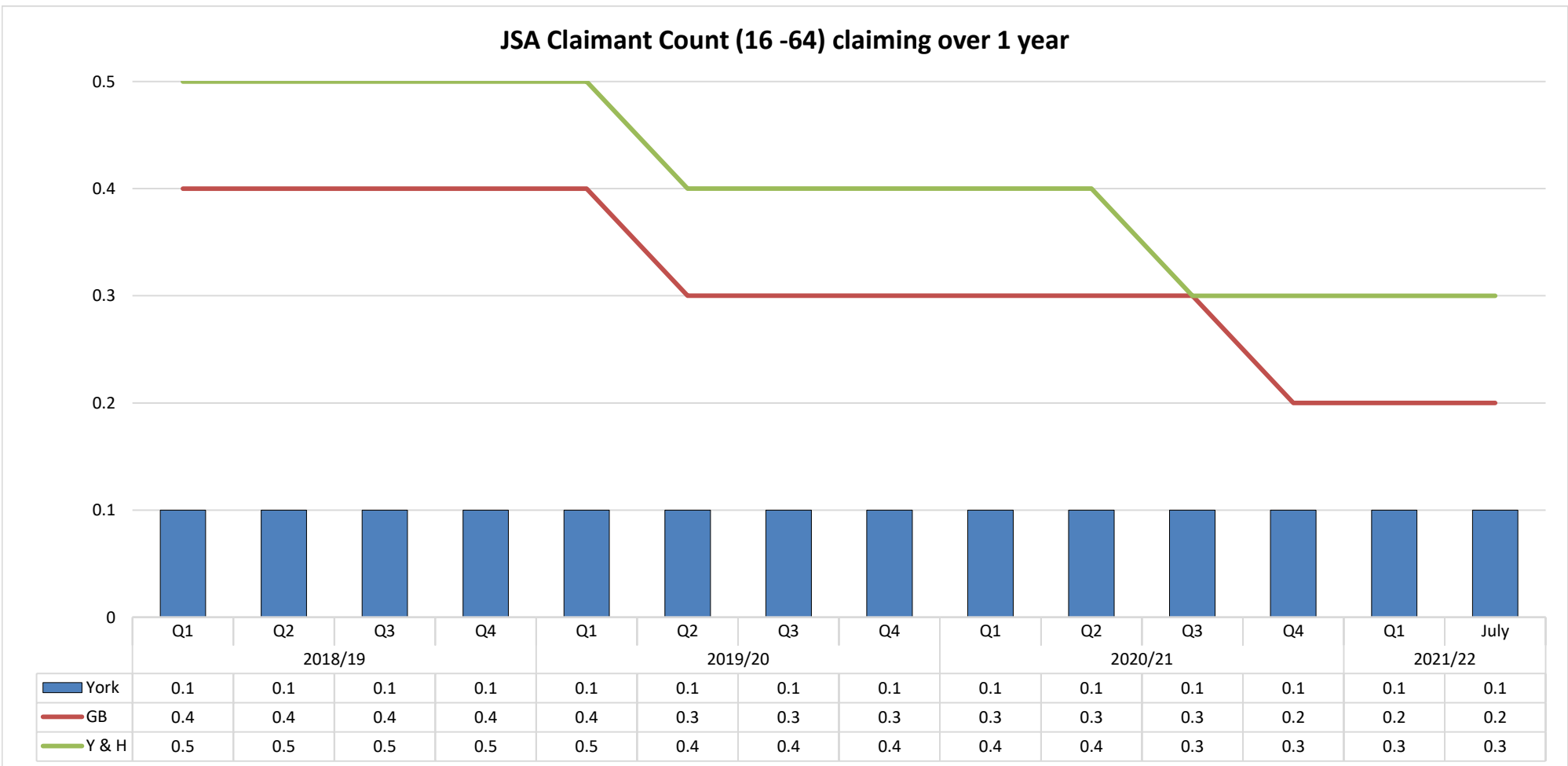


[Source: nomis - official labour market statistics \(ONS\)](#)

Job Seekers Allowance

JSA Claimants out of work for over one year

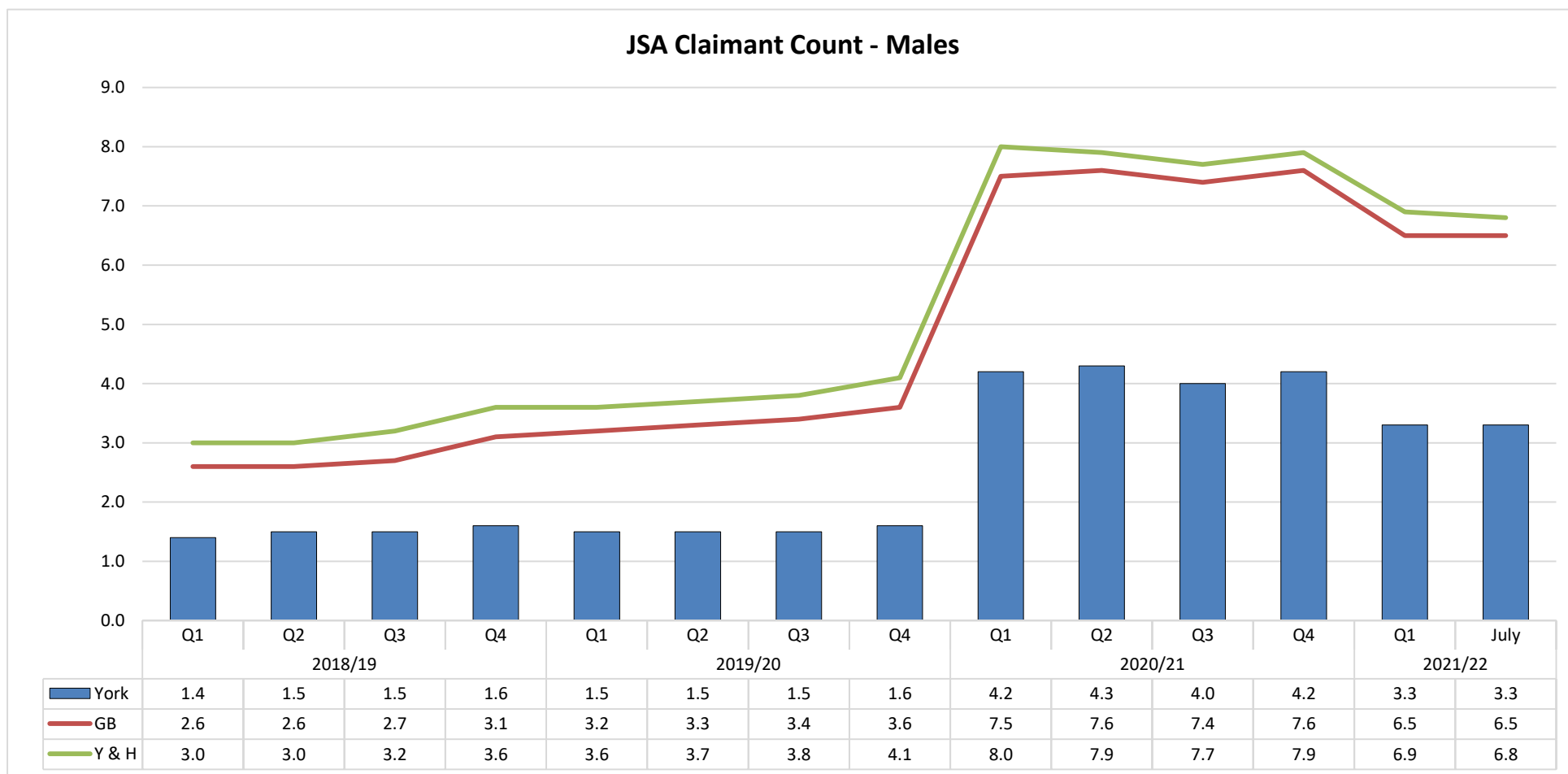
- Claimants out of work for over one year, showed no change from last month, 5 less than one year ago - a 5.0% decrease.
- This represents 0.1% of the working age population who were out of work for over 1 year.
- The region stands at 0.3% and GB at 0.2%.



Source: [nomis - official labour market statistics \(ONS\)](#)

JSA Male Claimant Count

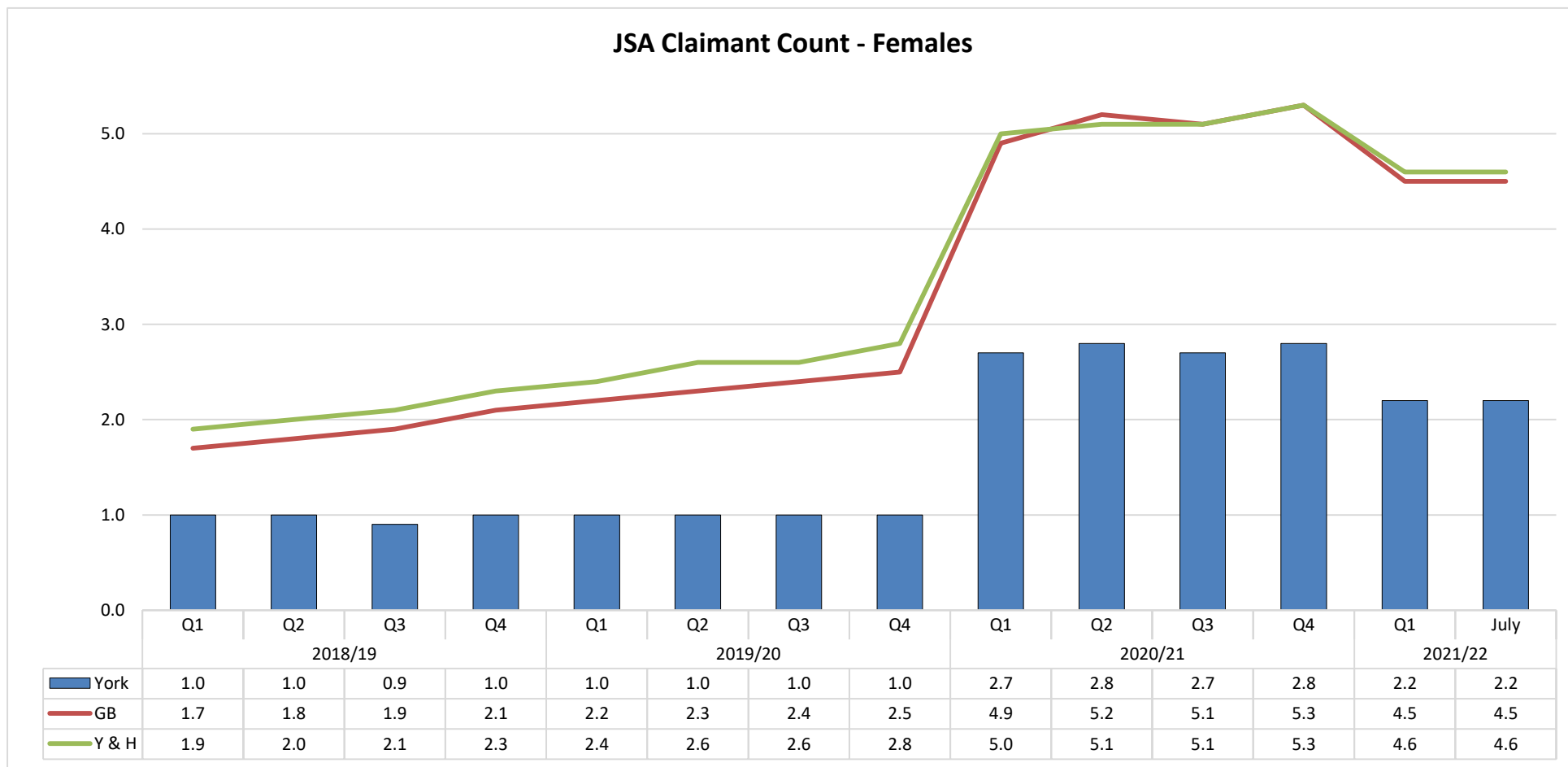
- Male Claimants have decreased by 15 from last month, totalling 125, 15 more than one year ago - a 13.6% increase.
- This represents 3.3 % of the male working age population.
- The region stands at 6.8% and GB at 6.5%.



Source: [nomis - official labour market statistics \(ONS\)](https://www.nomis.gov.uk)

JSA Female Claimants

- Female Claimants have decreased by 10 from last month, totalling 105, 35 more than one year ago - a 50.0% increase.
- This represents 2.2 % of the female working age population.
- The region stands at 4.6% and GB at 4.5%.



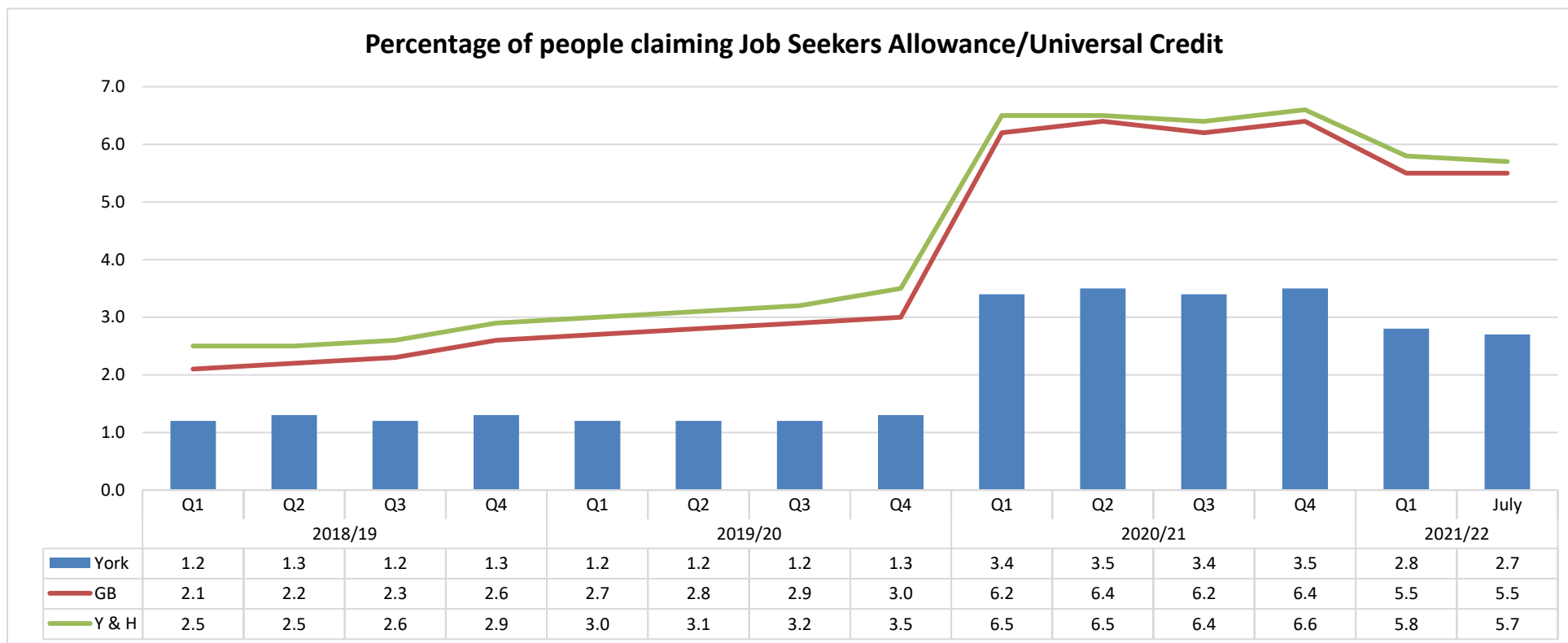
Source: [nomis - official labour market statistics \(ONS\)](#)

Job Seekers Allowance and Universal Credit Claimants

July 2021

York Jobseekers Allowance/Universal Credit overall picture:

- The JSA/UC claimant count for York in July 2021 is 3,820.
- In March 2019 the figure was 1845, this is an increase of 1975 (107%).
- This represents 2.7% of the working age population.
- The region stands at 5.7% and GB at 5.5%.
- The highest JSA/UC claimant count in York in the past 4 years (from July 2017) is from August 2020 with a figure of 5,080 or 3.6% of the working age population.

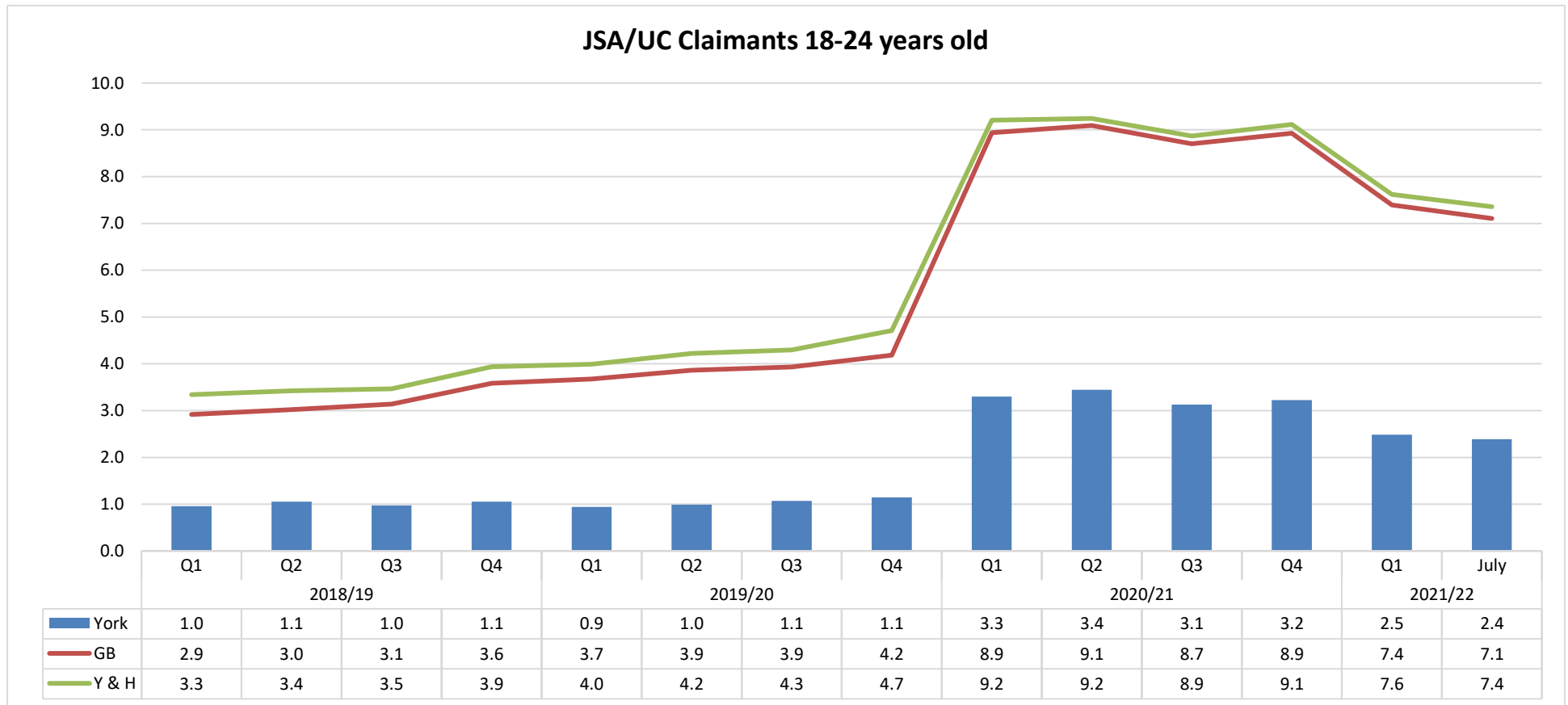


Source: [nomis - official labour market statistics \(ONS\)](#)

Job Seekers Allowance and Universal Credit Claimants

JSA/UC Claimants 18 - 24 years old

- In July 2021 the total number of claimants (18-24) stood at 760, a reduction of 30 (a 3.8% decrease) from June 2021.
- This represents 2.4% of the working age population.
- The region stands at 7.4% and GB at 7.1%.

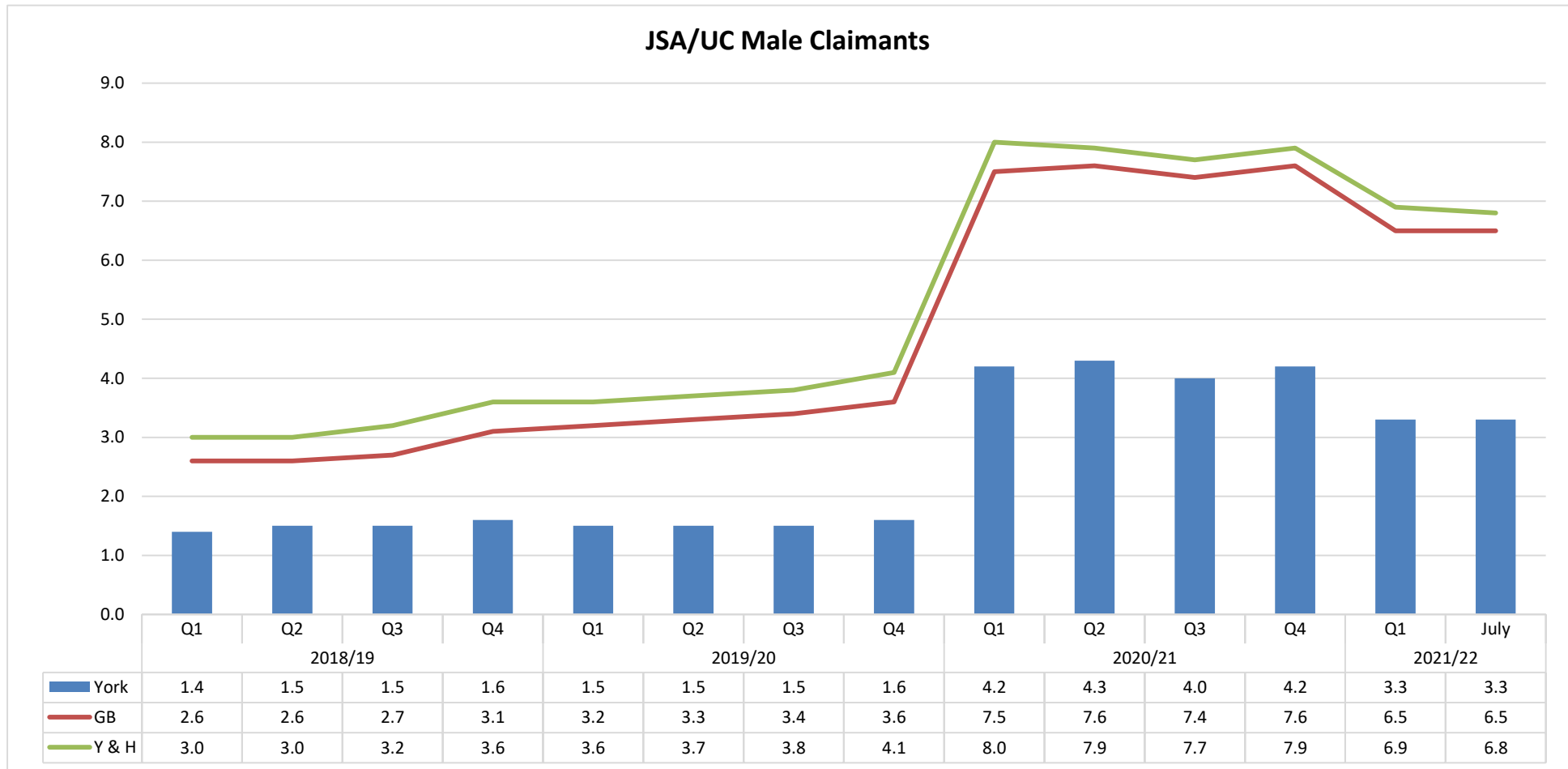


[Source: nomis - official labour market statistics \(ONS\)](#)

Job Seekers Allowance and Universal Credit Claimants

JSA/UC Male Claimant Count

- Male Claimants have decreased by 55 from last month, totalling 2,270, 1,140 more than one year ago - a 100.9% increase.
- This represents 3.3 % of the male working age population.
- The region stands at 6.8% and GB at 6.5%.

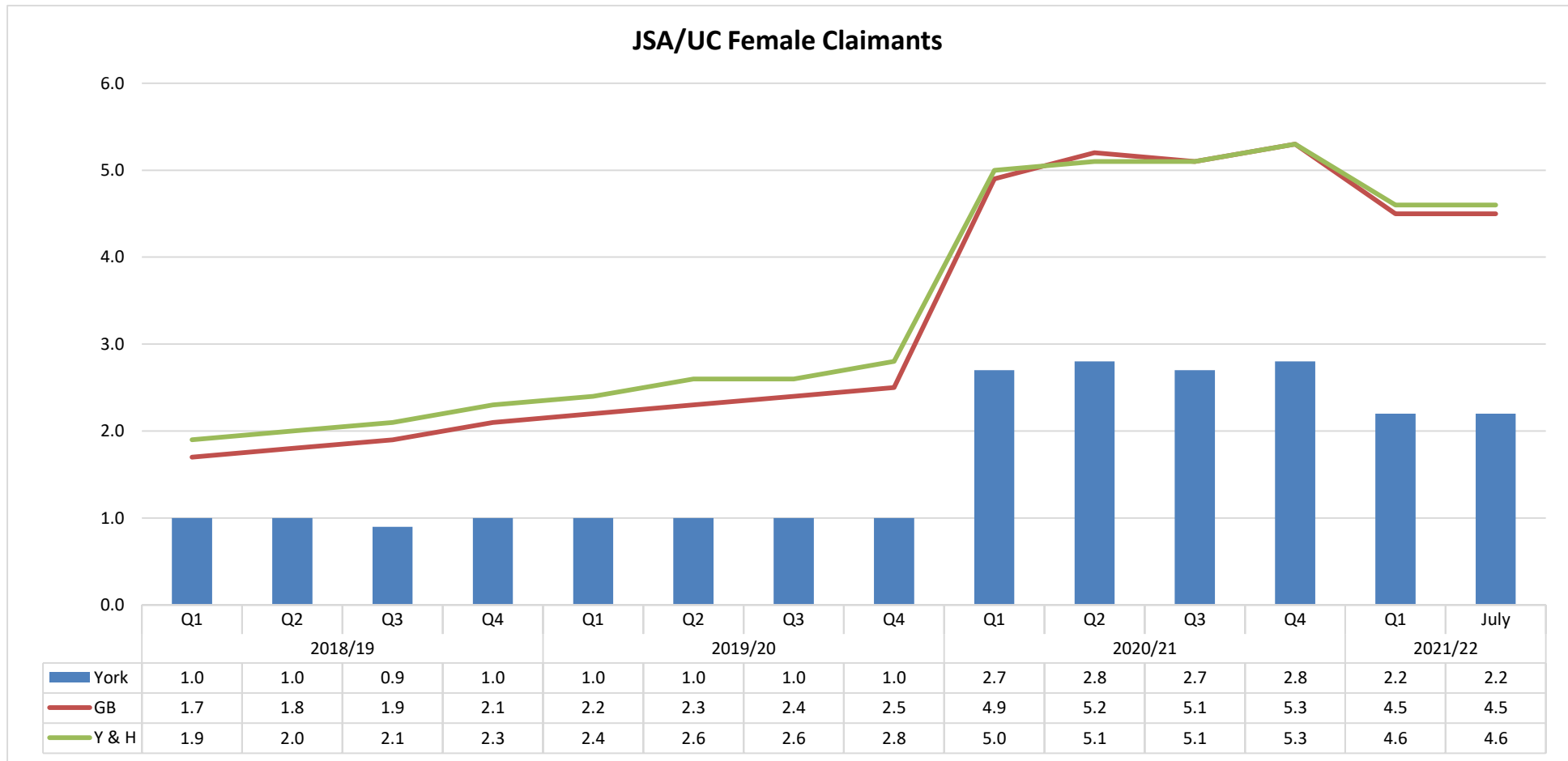


Source: [nomis - official labour market statistics \(ONS\)](https://nomis.digital)

Job Seekers Allowance and Universal Credit Claimants

JSA/UC Female Claimants

- Female Claimants have decreased by 20 from last month, totalling 1,550, 840 more than one year ago - a 118.3% increase.
- This represents 2.2 % of the female working age population.
- The region stands at 4.6% and GB at 4.5%.



Source: [nomis - official labour market statistics \(ONS\)](#)

Job Seekers Allowance and Universal Credit Claimants

York Wards

Below are the claimant count for Wards comparing the latest available data with the previous month and the previous year.

Job Seekers Allowance And Universal Credit Claimants - Ward Analysis (Jul 2021)

Total JSA and U/C Claimants

Ward	July 2021		June 2021		July 2020	
Westfield	5.5	485	5.4	475	6.1	545
Clifton	4.1	290	4.1	290	5.0	355
Holgate	3.8	330	3.8	335	4.6	400
Heworth	3.7	375	3.7	375	4.8	480
Micklegate	3.1	290	3.1	295	3.9	370
Acomb	3.1	175	3.0	170	3.9	220
Huntington & New Earswick	2.6	190	2.8	205	3.8	275
Guildhall	2.6	380	2.8	410	3.4	495
Dringhouses & Woodthorpe	2.5	175	2.6	180	3.5	240
Osbalwick & Derwent	2.3	110	2.1	100	2.8	135
Rural West York	2.1	95	2.1	95	2.6	115
Rawcliffe & Clifton Without	2.1	170	2.3	185	3.0	240
Fulford & Heslington	2.0	45	1.7	40	2.1	50
Hull Road	1.8	225	2.0	250	2.1	255
Fishergate	1.8	155	1.9	155	2.5	210
Bishopthorpe	1.8	40	1.9	40	2.8	60
Strensall	1.7	85	1.8	90	2.7	135
Heworth Without	1.7	35	1.8	40	2.9	60
Wheldrake	1.6	40	1.5	35	2.1	50
Copmanthorpe	1.6	35	1.6	35	2.1	50
Haxby & Wigginton	1.5	90	1.6	100	2.5	155

[Source: nomis - official labour market statistics \(ONS\)](#)

Under Universal Credit a broader span of claimants are required to look for work than under Jobseeker's Allowance. As Universal Credit Full Service is rolled out in particular areas, the number of people recorded as being on the Claimant Count is therefore likely to rise.

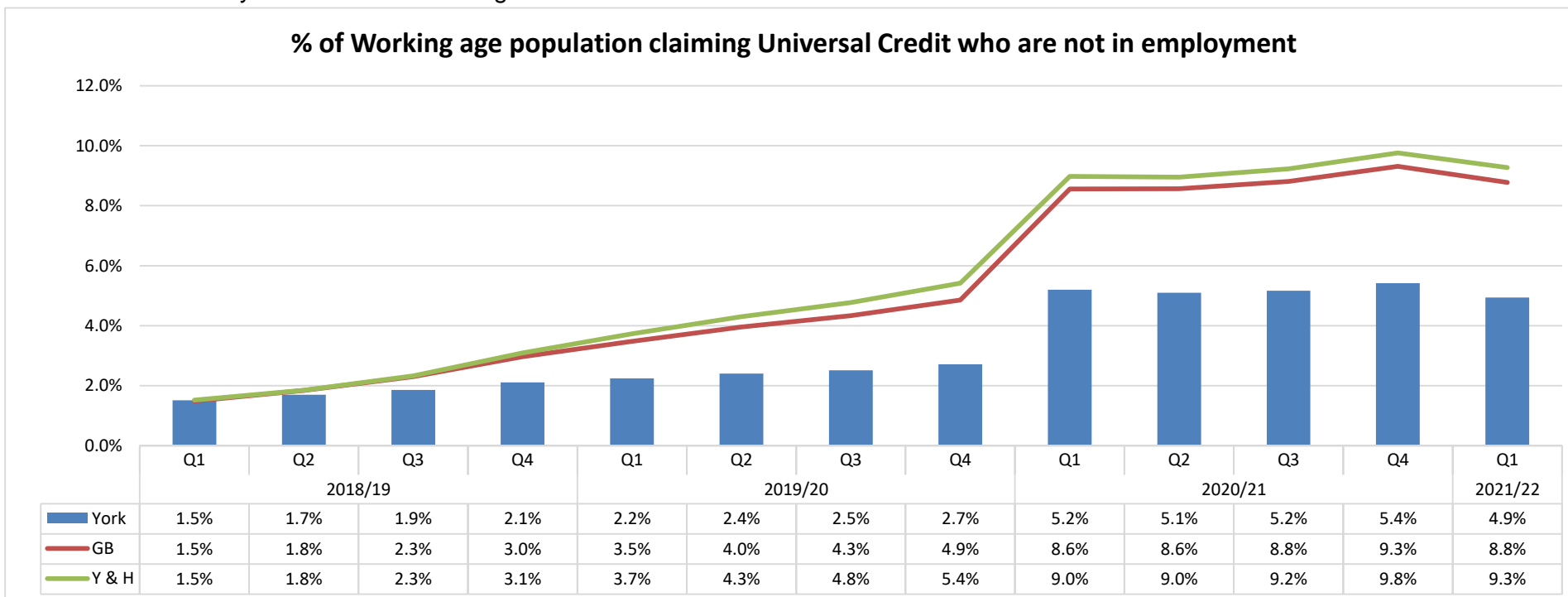
Job Seekers Allowance

Universal Credit Claimants

The JSA figures should be viewed in the context of the number of people receiving Universal Credit in York decreasing from 12,779 in June to 12,746 in July. Under Universal Credit a broader span of claimants are required to look for work than under Jobseekers Allowance. As Universal Credit Full Service is rolled out in particular areas, the number of people recorded as being on the Claimant Count is therefore likely to rise.

Of which, in June, 6,858 were not in employment. The July figures will not be released until next month.

On 12 July 2017 Universal Credit became available to parents and couples in the York area, until this date Universal Credit was only available to single job seekers in the area. From November 2019 the provisional figures will show the total of those claiming Universal Credit. A breakdown will only be shown when the figures are revised.



Source: [nomis - official labour market statistics \(ONS\)](#)

Following the introduction of Universal Credit, the claimant count takes into account:

- people claiming contribution JSA (this is not affected by the introduction of Universal Credit)
- the figures for Universal Credit are provisional for the current month and may be revised in the next update.