

City of York Council



Universal Credit Claimants

November 2025

This briefing has been updated to reflect the Department for Work and Pensions (DWP) plans to move all legacy benefit claimants to Universal Credit by March 2026, completing the rollout and closing all legacy benefits by this date.

Legacy benefits include Income-based Jobseeker's Allowance (JSA), Income-related Employment and Support Allowance (ESA), Income Support, Housing Benefit, Child Tax Credit, and Working Tax Credit.

- The DWP has reported that all claimants of Income Support, income-based Jobseeker's Allowance (JSA), Housing Benefit and Tax Credits have already moved to Universal Credit.
- The DWP has reported that all claimants of income-related Employment and Support Allowance (ESA) only, or income-related ESA and Housing Benefit will have moved to Universal Credit by March 2026.

This briefing and previous JSA / Universal Credit briefings are available on: [York Open Data](#)

If you would like any further information on the information contained in this document, please contact Business Intelligence.

November 2025

The UK unemployment rate was 5.1%, and 1.83 million people aged 16+ were unemployed. Unemployment levels increased by around 327,000 over the last year, and the unemployment rate also increased.

The York unemployment rate was 2.3% and 2,700 people aged 16+ were unemployed. Unemployment levels increased by around 200 over the last year, and the unemployment rate also increased.

York overall picture: Claimants:

- 15,675 people made a claim in York in November 2025, an increase of 2.0% from last month when the number claiming was 15,364.
- The number of people not in employment is 9,535, this is 62.1% of all claimants and equates to 7.2% of the working age population.

by gender:

- Females: 9,147 (58.4% of all claimants) and equates to 13% of the female working age population.
- Males: 6,524 (41.6% of all claimants) and this equates to 10.1% of the male working age population.

by duration:

- <6 months is 2,530 (15.7% of all claimants) and equates to 1.9% of the working age population.
- >6 months and <2years is 4,307 (27.5% of all claimants) and equates to 3.2% of the working age population.
- >2 years is 8,844 (56.4% of all claimants) and equates to 6.6% of the working age population.

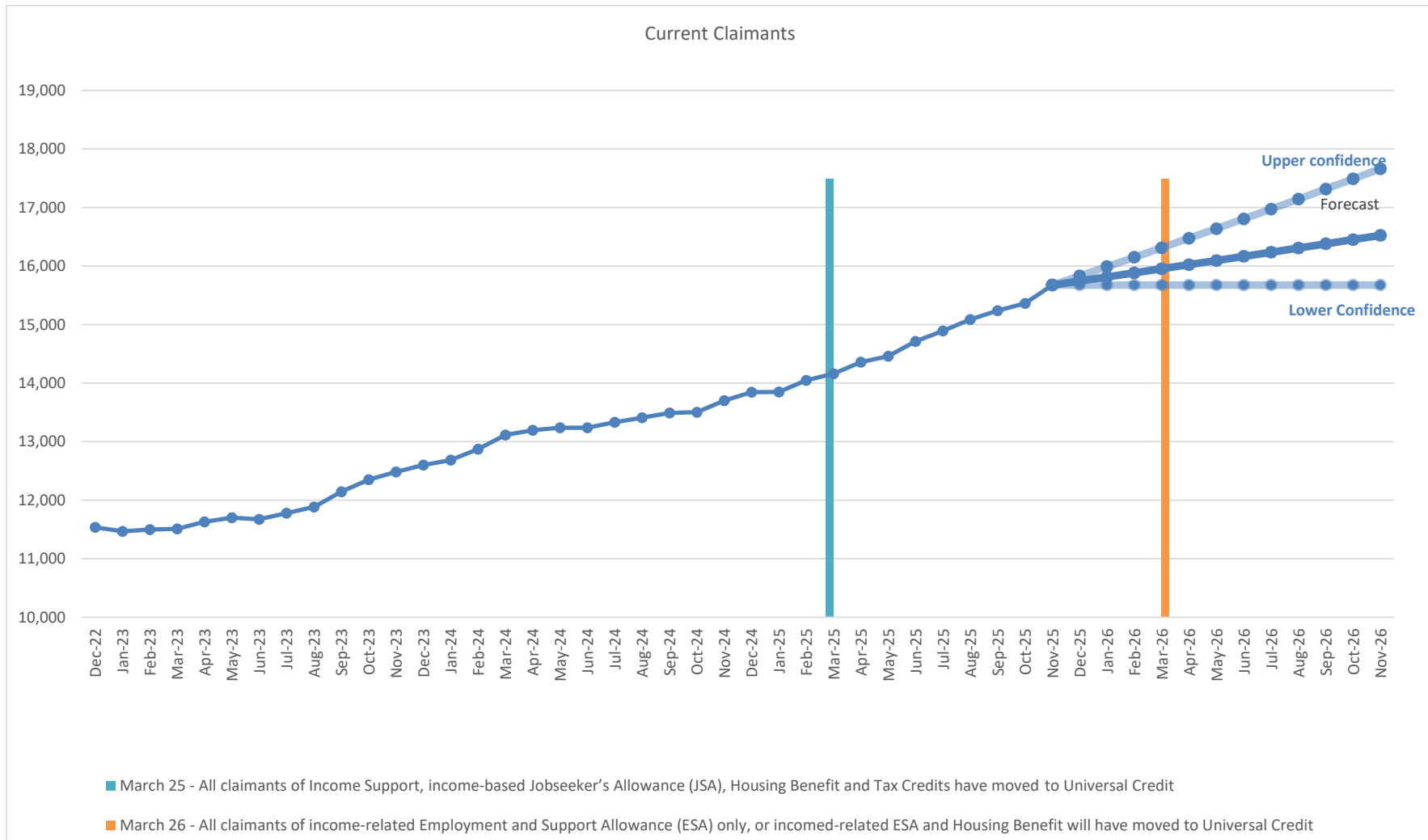
by age range:

- 16 - 19 is 363 (2.3% of all claimants).
- 20 - 24 is 1,346 (8.6% of all claimants).
- 25 - 29 is 1,489 (9.5% of all claimants).
- 30 - 34 is 1,994 (12.7% of all claimants).
- 35 - 39 is 2,227 (14.2% of all claimants).
- 40 - 44 is 2,164 (13.8% of all claimants).
- 45 - 49 is 1,731 (11% of all claimants).
- 50 - 54 is 1,448 (9.2% of all claimants).
- 55 - 59 is 1,373 (8.8% of all claimants).
- 60 - 65 is 1,433 (9.1% of all claimants).
- over 65 is 107 (0.7% of all claimants).

Universal Credit Claimants - Headlines

The Department for Work and Pensions (DWP) plans to move all legacy benefit claimants to Universal Credit by March 2026, completing the rollout and closing all legacy benefits by this date.

Legacy benefits include Income-based Jobseeker's Allowance (JSA), Income-related Employment and Support Allowance (ESA), Income Support, Housing Benefit, Child Tax Credit, and Working Tax Credit.



Source: DWP

Universal Credit Claimants - Benchmarks

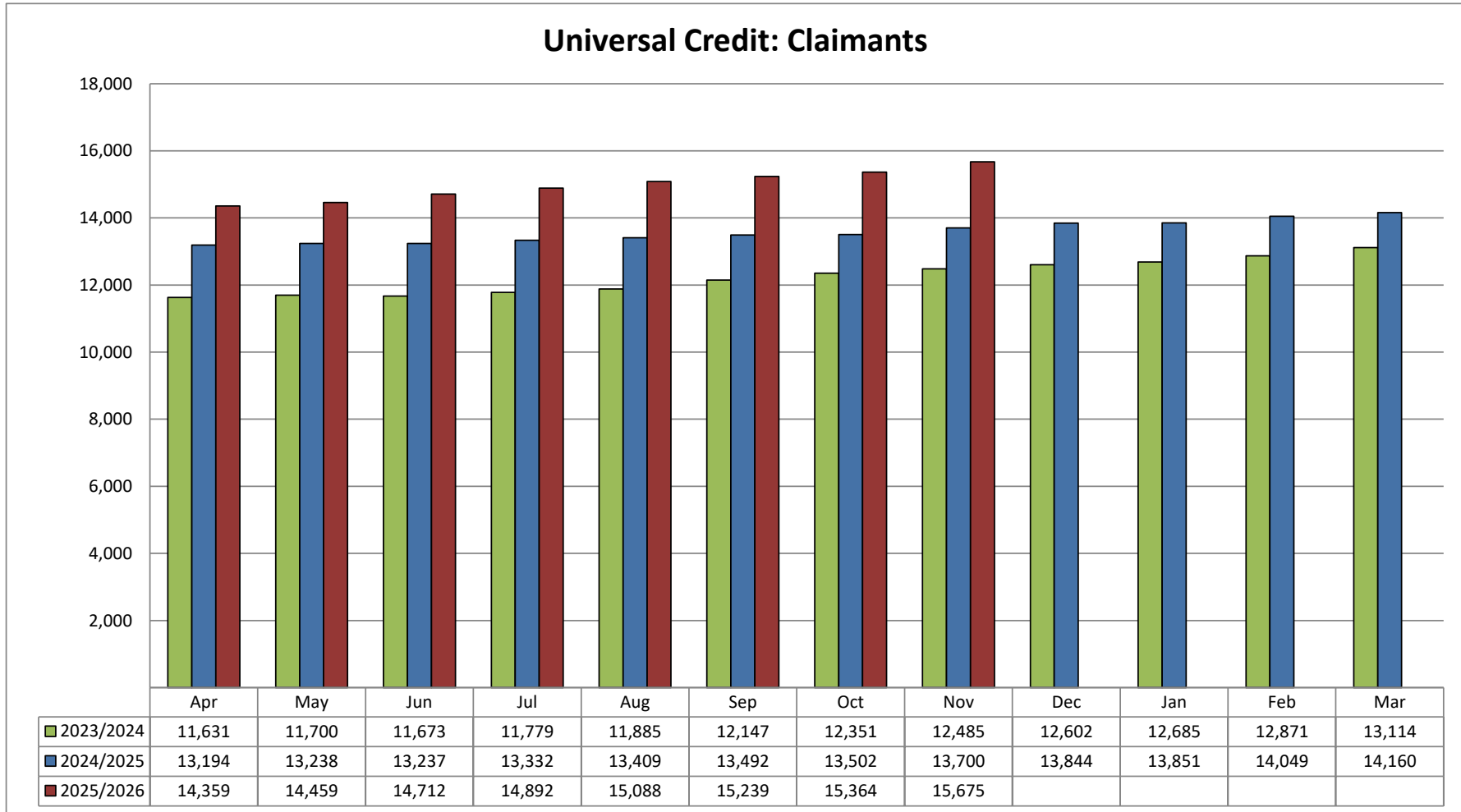
Benchmarking: Claimants:

<u>Proportion of claimants who are:</u>	York	National	Regional
- not in employment (as a % of population)	7.2% (9,535)	15.6%	15.3%
<u>by gender:</u>			
- female (as a % of total claimants)	58.4% (9,147)	57%	56.4%
- male (as a % of total claimants)	41.6% (6,524)	43%	43.6%
<u>by age range:</u>			
- 16-19 (as a % of total claimants)	2.3% (363)	2.1%	2.5%
- 20-24 (as a % of total claimants)	8.6% (1,346)	7.3%	8.1%
- 25-29 (as a % of total claimants)	9.5% (1,489)	9.7%	10%
- 30-34 (as a % of total claimants)	12.7% (1,994)	12.3%	12.9%
- 35-39 (as a % of total claimants)	14.2% (2,227)	14.4%	14.7%
- 40-44 (as a % of total claimants)	13.8% (2,164)	13.5%	13.4%
- 45-49 (as a % of total claimants)	11% (1,731)	11.3%	10.8%
- 50-54 (as a % of total claimants)	9.2% (1,448)	9.9%	9.4%
- 55-59 (as a % of total claimants)	8.8% (1,373)	9.1%	8.6%
- 60-65 (as a % of total claimants)	9.1% (1,433)	9.5%	8.8%
- Over 65 (as a % of total claimants)	0.7% (107)	0.8%	0.8%
<u>Claimants by duration:</u>			
- claiming under 6 months (as a % of population)	1.9% (2,530)	3.7%	3.5%
- claiming > 6 months but < 2 years (as a % of population)	3.2% (4,307)	7.2%	7.1%
- claiming over 2 years (as a % of population)	6.6% (8,844)	12.6%	12%

Source: DWP

Claimants

15,675 York individual claimants in November 2025, 2.0% increase from last month .

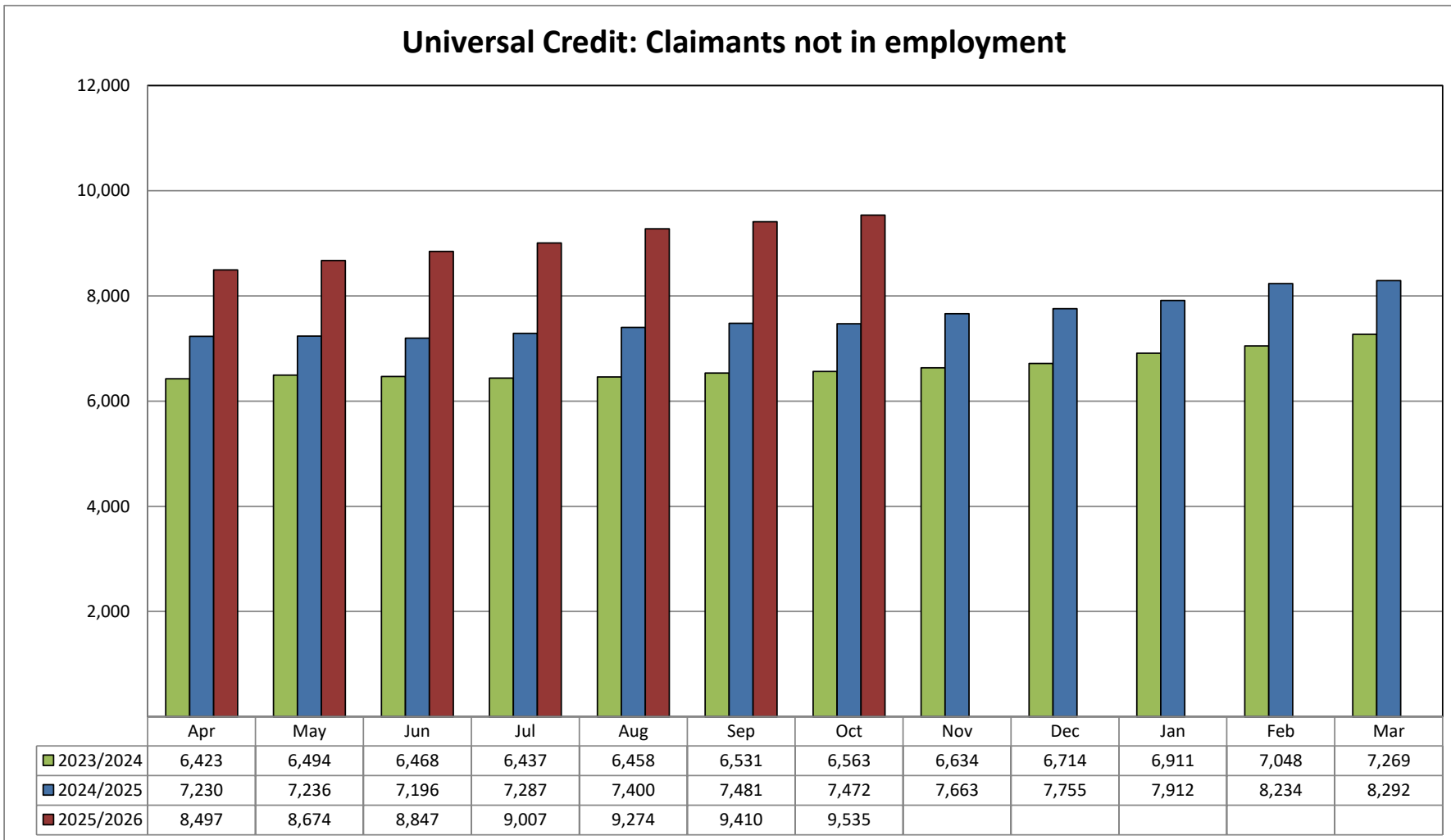


Source: DWP

Please note that figures for the latest month are provisional and will be finalised in the next release.

Claimants: Not in Employment

9,535 York individual claimants who are not in employment in October 2025, which has increased by 27.6% from the same period last year.

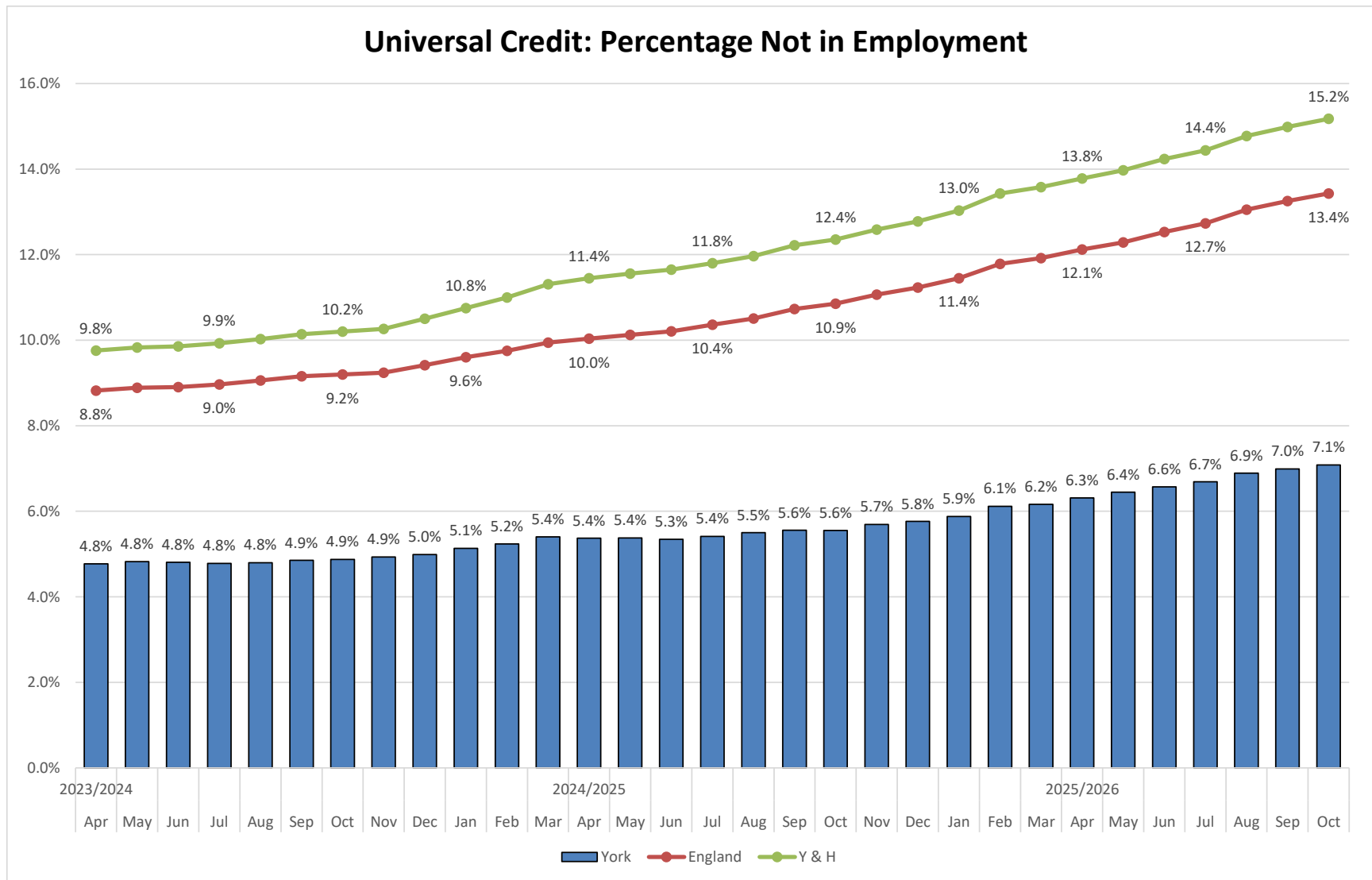


Source: DWP

The figures on claimants who are not in employment are only provided for the revised month and not available for the latest provisional month.

Percentage of Working Age Claimants Not in Employment

The percentage of Universal Claimants claiming out of work benefits in October 2025 was 7.1%, which has increased by 1.5% from last year, when the total was 5.6%.

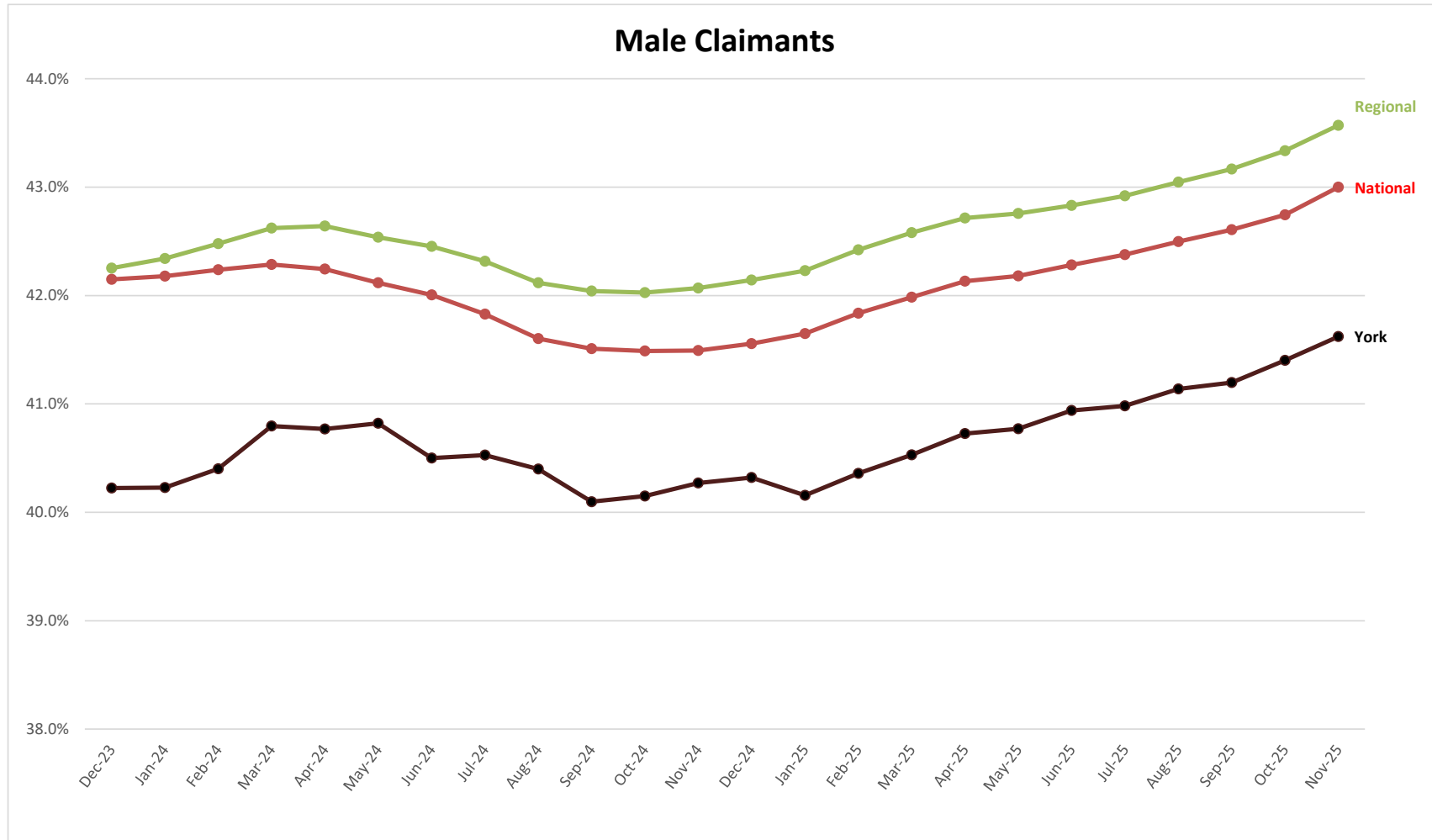


Source: DWP

Claimants by gender: Male

Male claimants in York in November 2025 was 6,524 an increase of 2.6% from last month when the number of male claimants was 6,361 This represents 41.6% of the total claimants in York.

Nationally, the percentage of male claimants is 43.0%. Regionally, the figure is 43.6%.



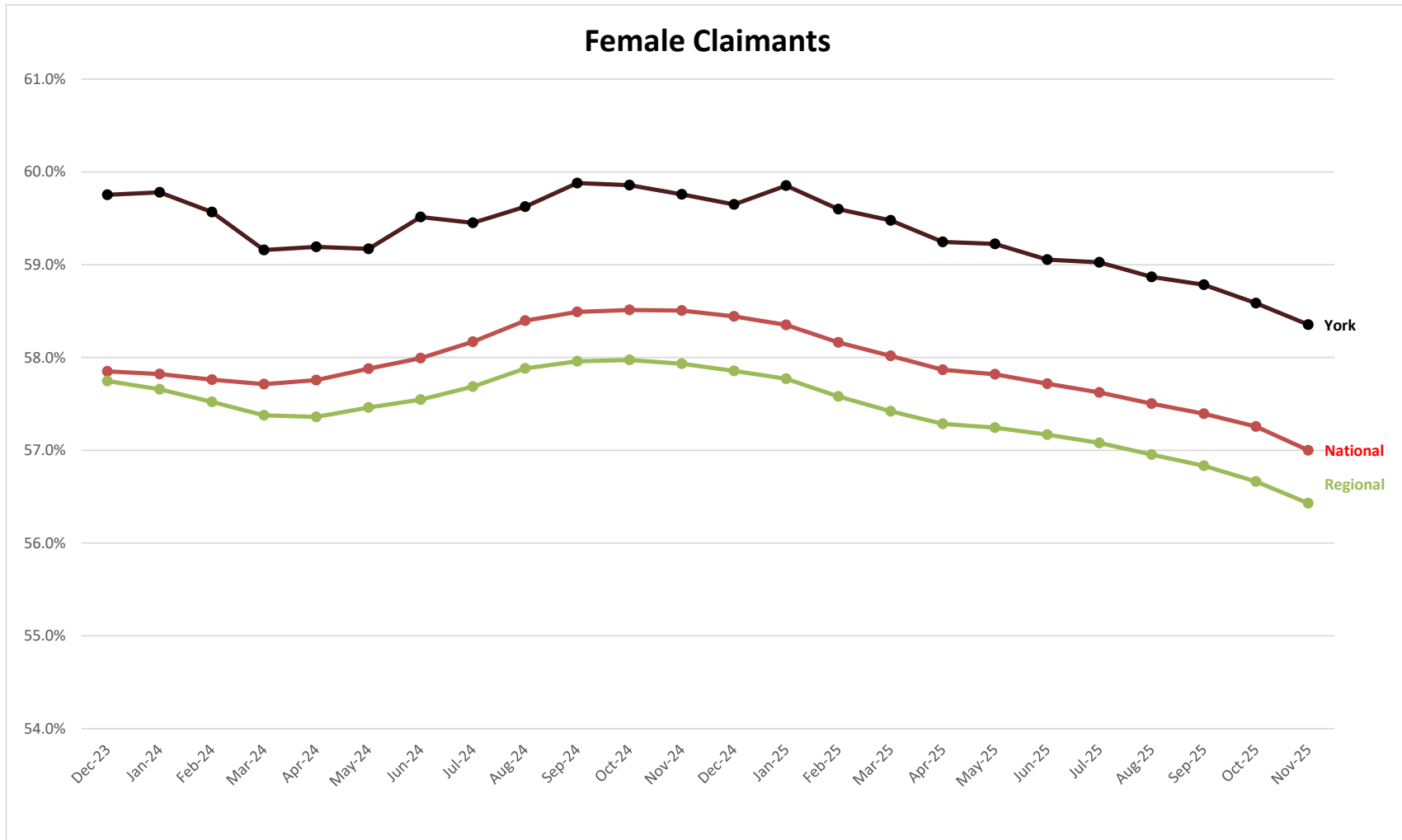
Source: DWP

Universal Credit Claimants - York

Claimants by Gender: Female

Female claimants in York in November 2025 was 9,147 an increase of 1.6% from last month when the number of female claimants was 9,001 This represents 58.4% of the total claimants in York.

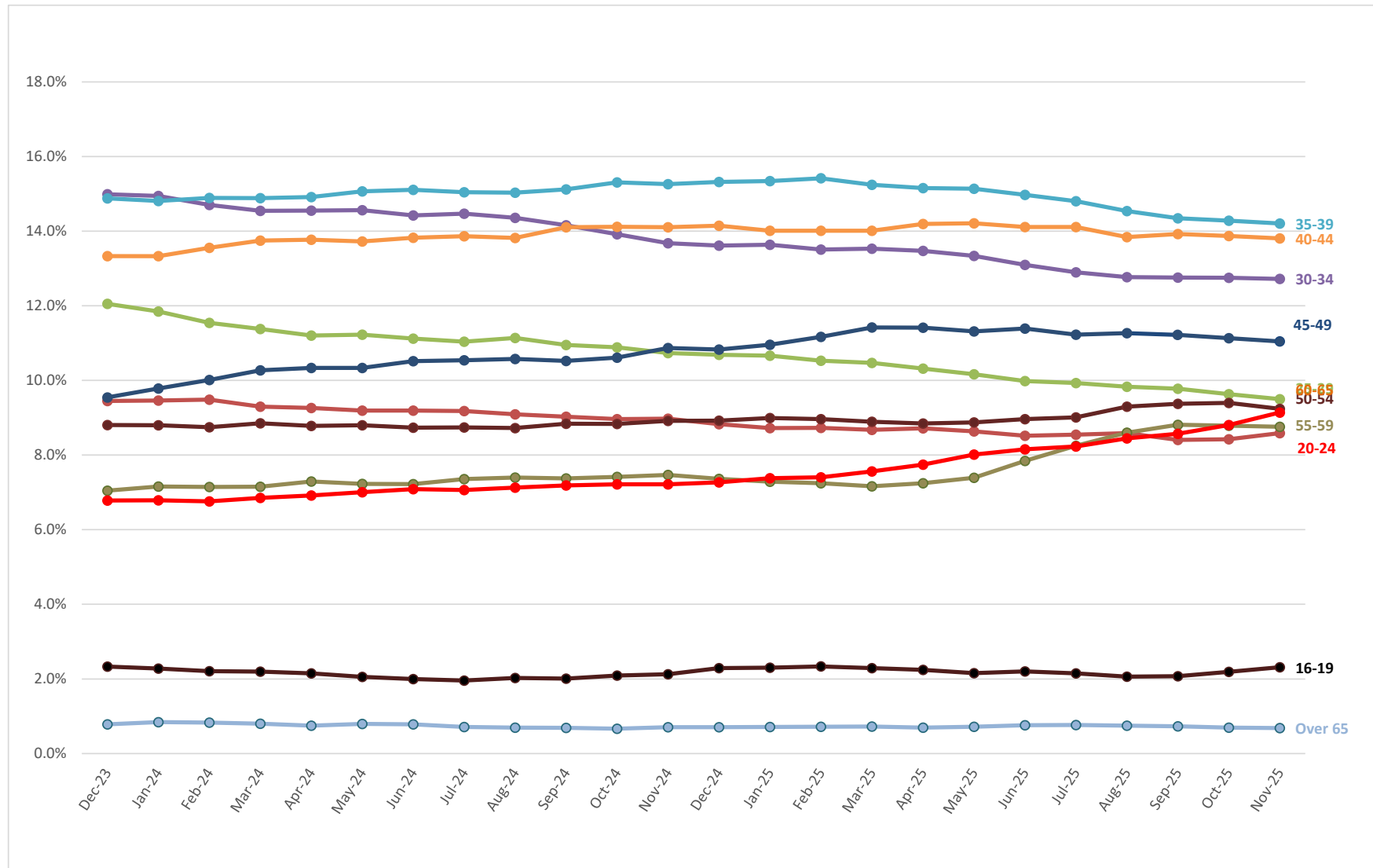
Nationally, the percentage of females claiming Universal Credit is 57.0%. Regionally, the figure is 56.4%.



Source: DWP

Claimants by age range

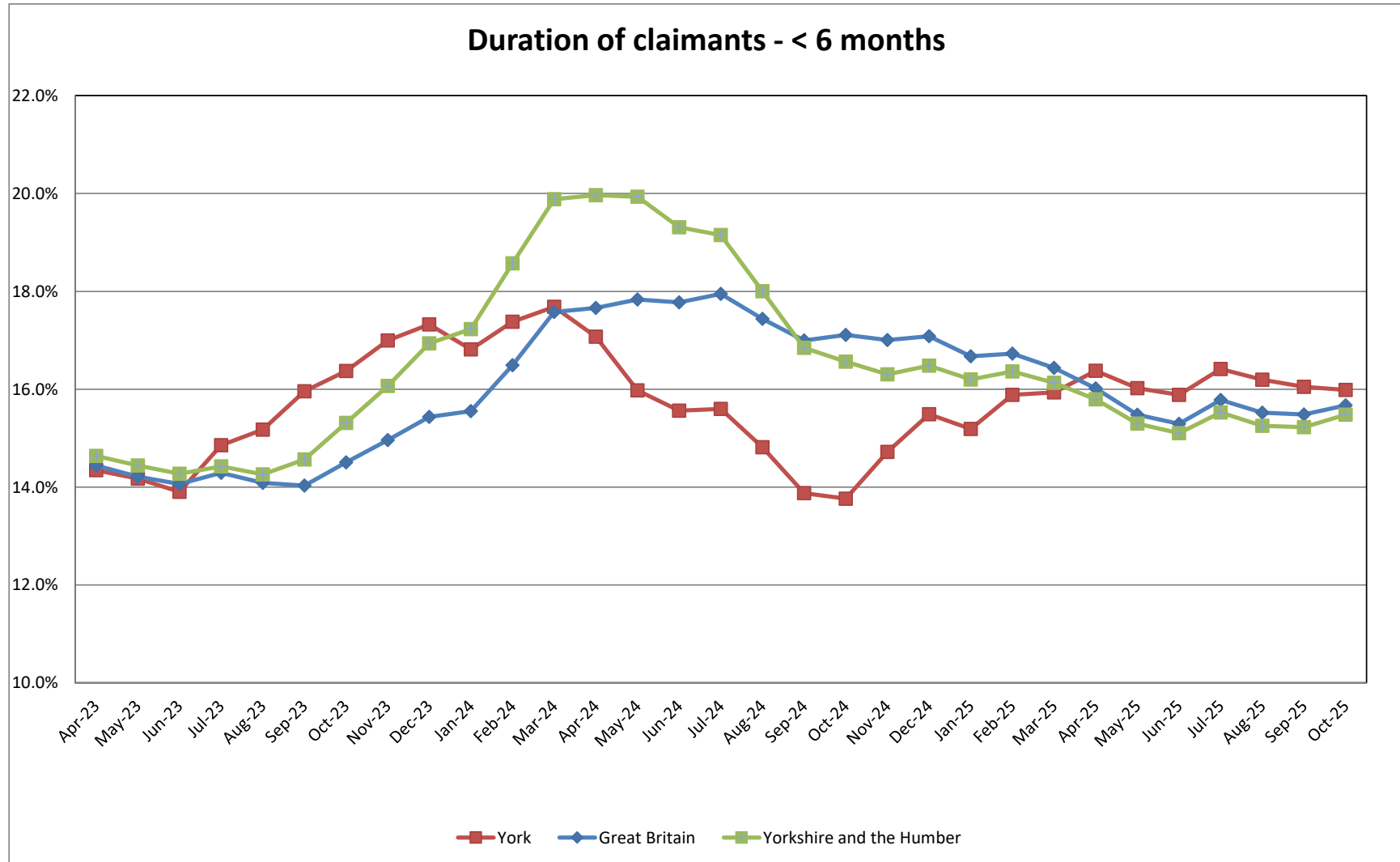
York has the most claimants in 35-39 age range, which represents 14.2% (2,227) of the total claimants.



Source: DWP

Duration: Under 6 months

The percentage of claimants claiming for under 6 months in November 2025 was 16.1% (2,530), which has increased by 1.4% from the same time last year.

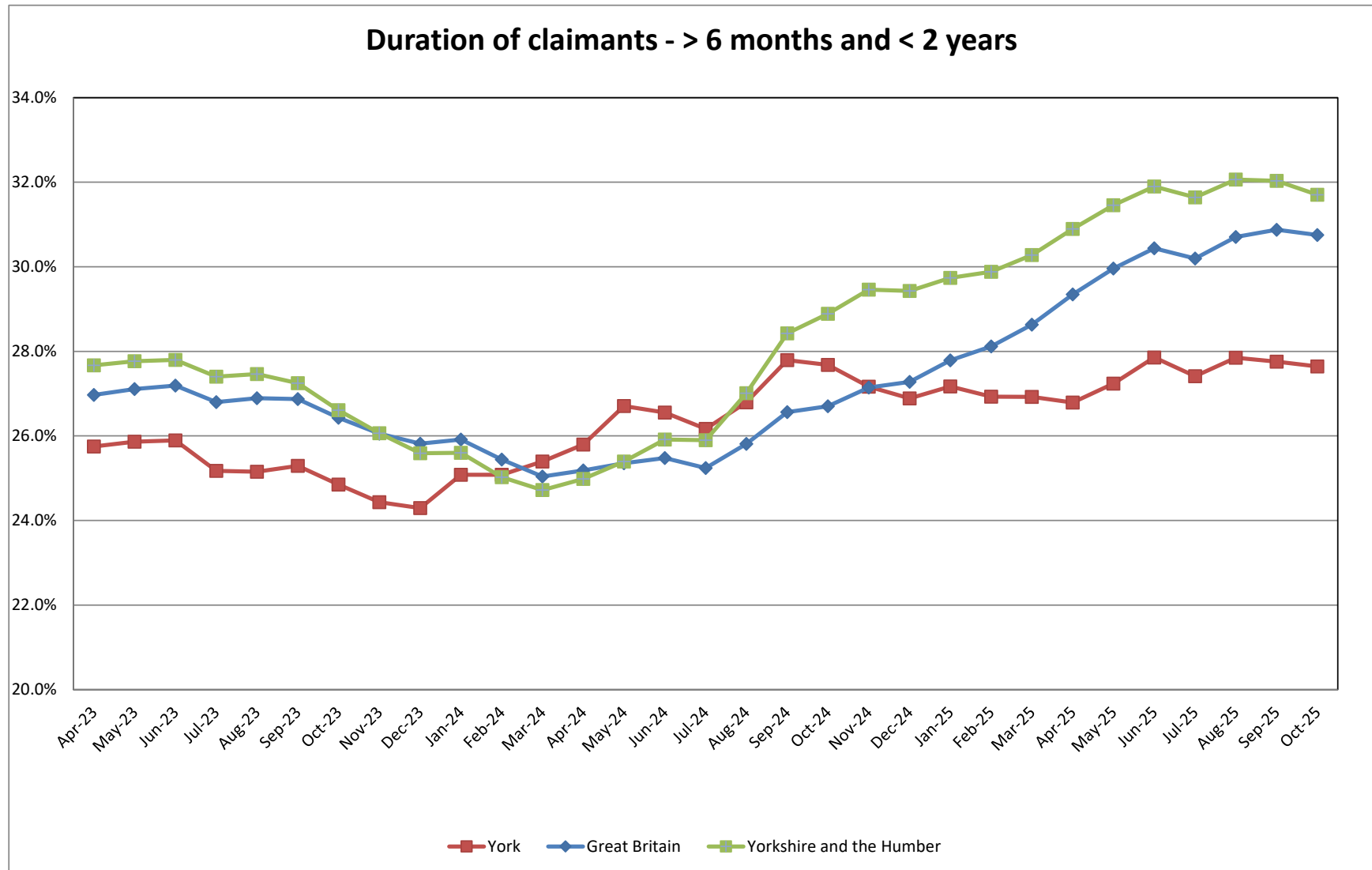


Source: DWP

Universal Credit Claimants - York

Duration: Over 6 months and under 2 years

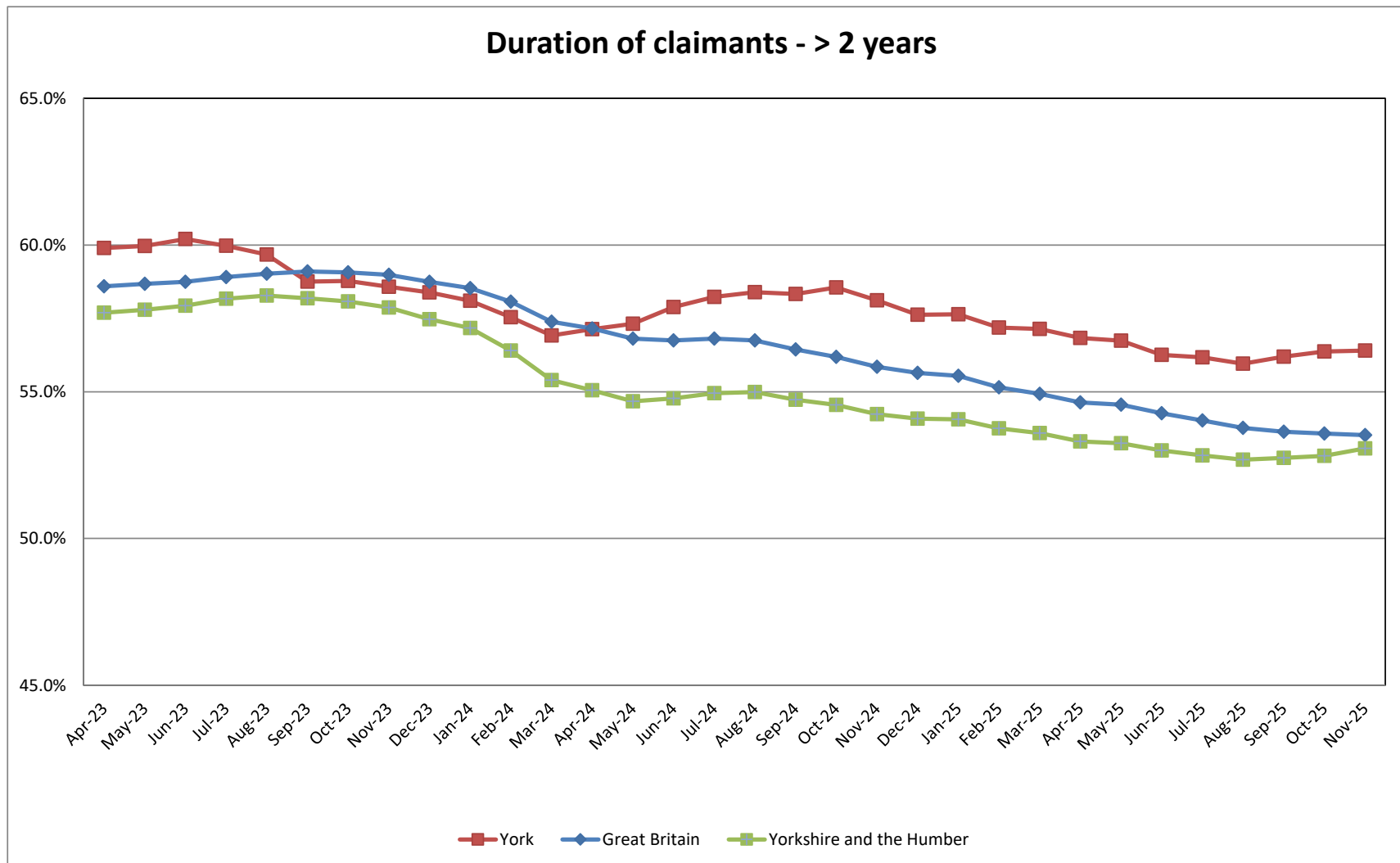
The percentage of Universal Claimants claiming benefits for over 6 months under 2 years in November 2025 was 27.5% (4,307), which has increased by 0.3% from the same time last year.



Source: DWP

Duration: Over 2 years

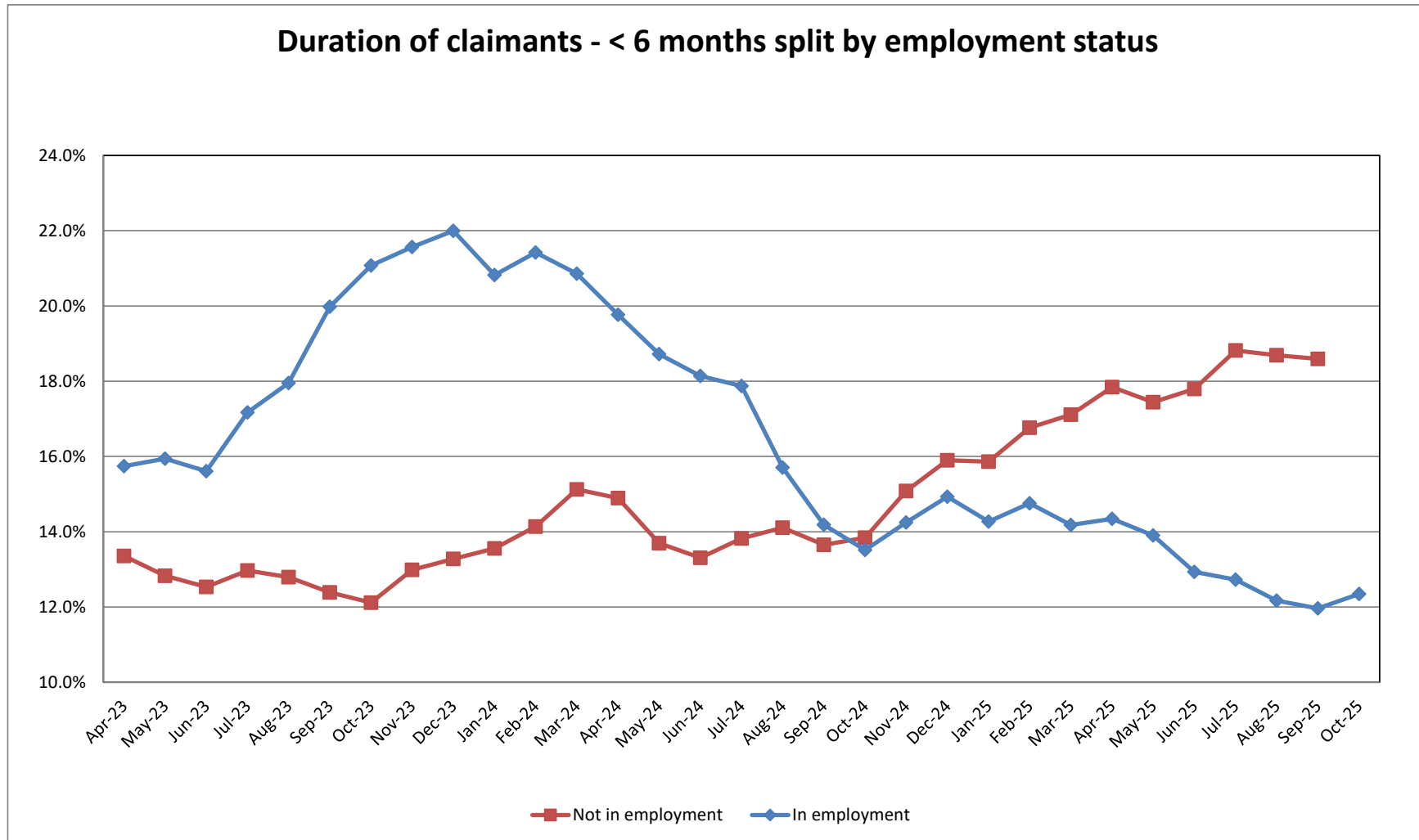
The percentage of Universal Claimants claiming benefits for over 2 years in November 2025 was 56.4% (8,844), which has decreased by 1.7% from the same time last year.



Source: DWP

Duration: Claimants by employment status

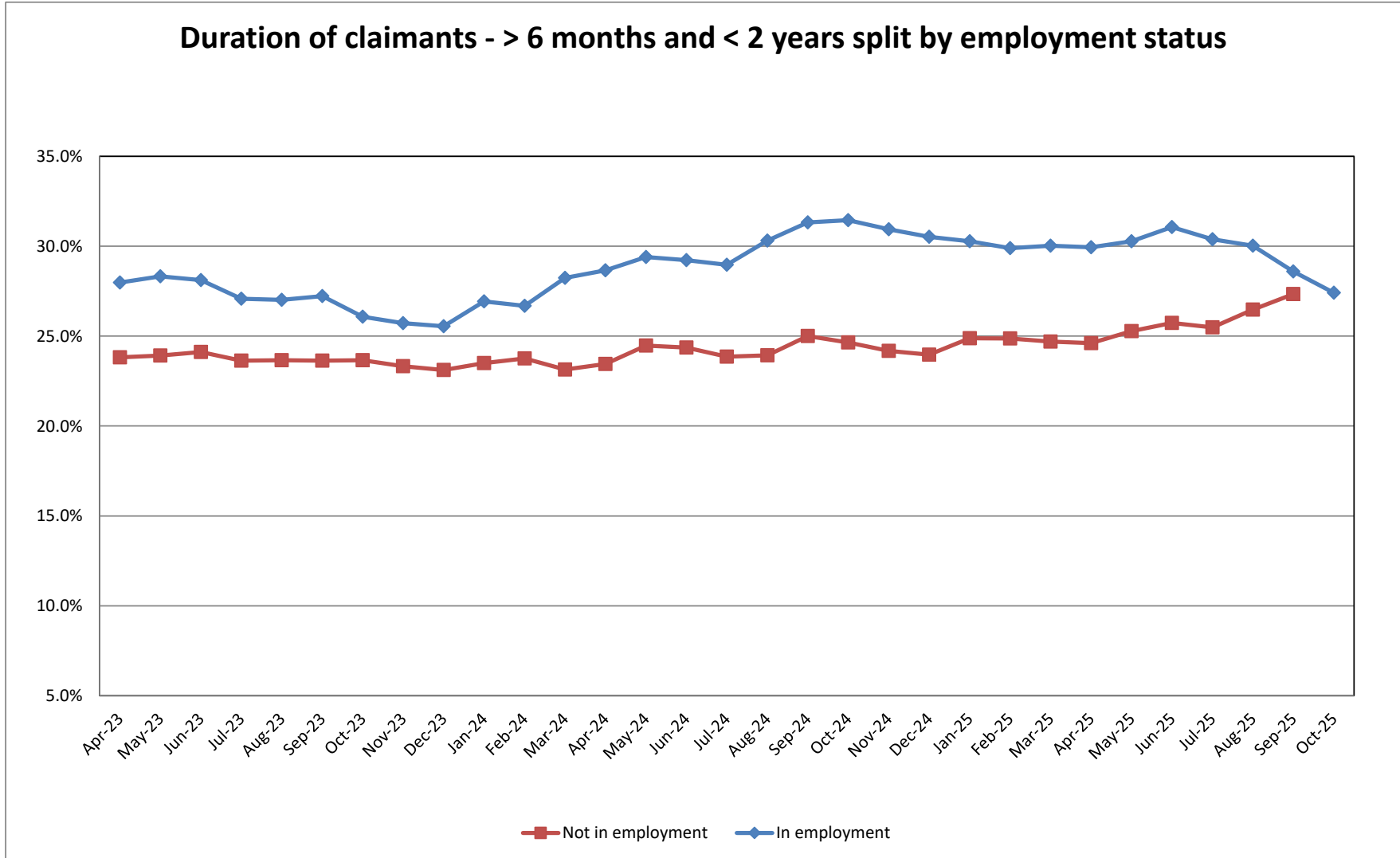
The percentage of claimants not in employment claiming for under 6 months in September 2025 was 18.6% (1,750), which has increased by 4.8% from the same time last year.



Source: DWP

Duration: Claimants by employment status

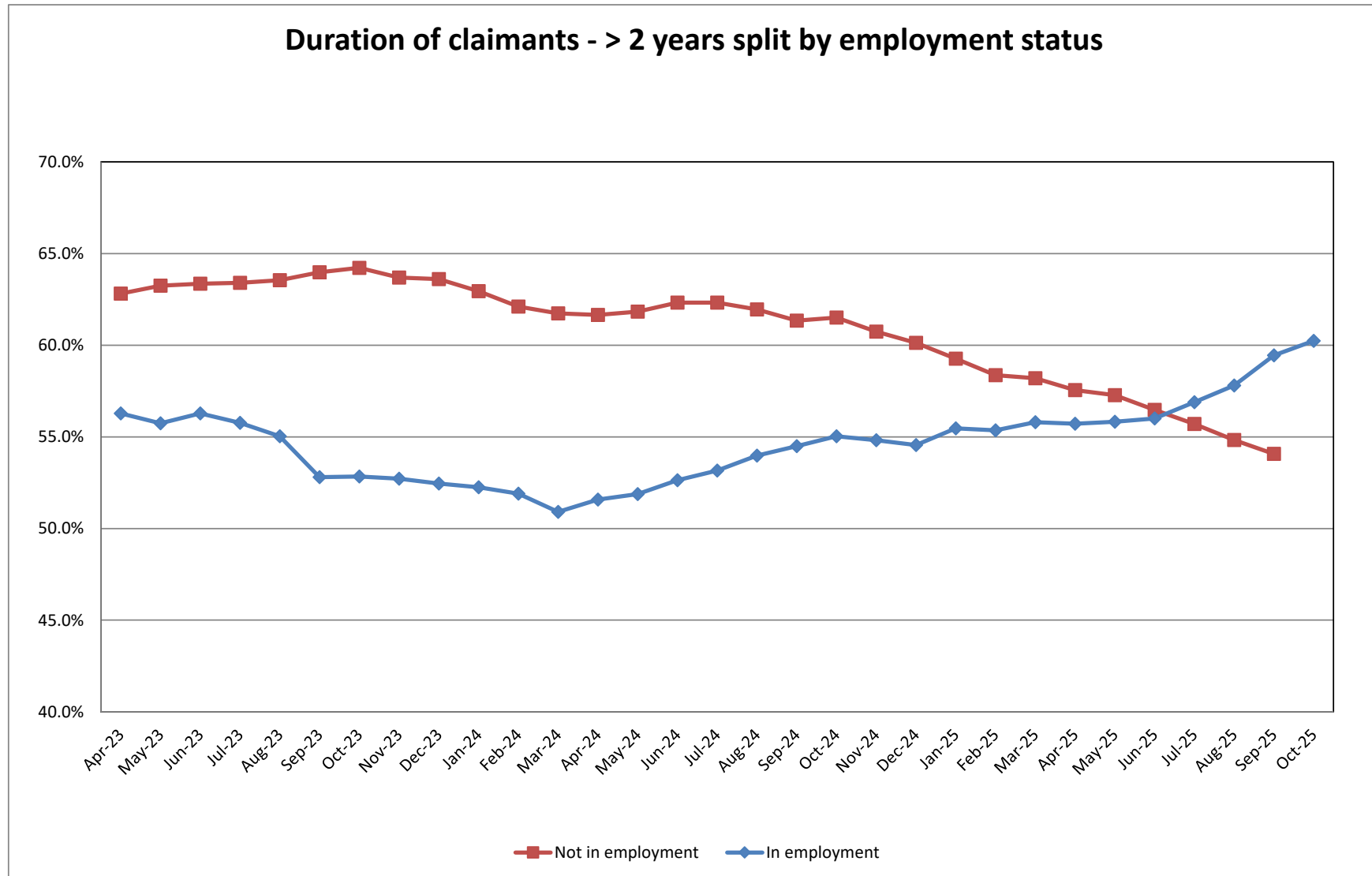
The percentage of claimants not in employment claiming between over 6 months and under 2 years in September 2025 was 27.3% (2,573), which has increased by 3.5% from the same time last year.



Source: DWP

Duration: Claimants by employment status

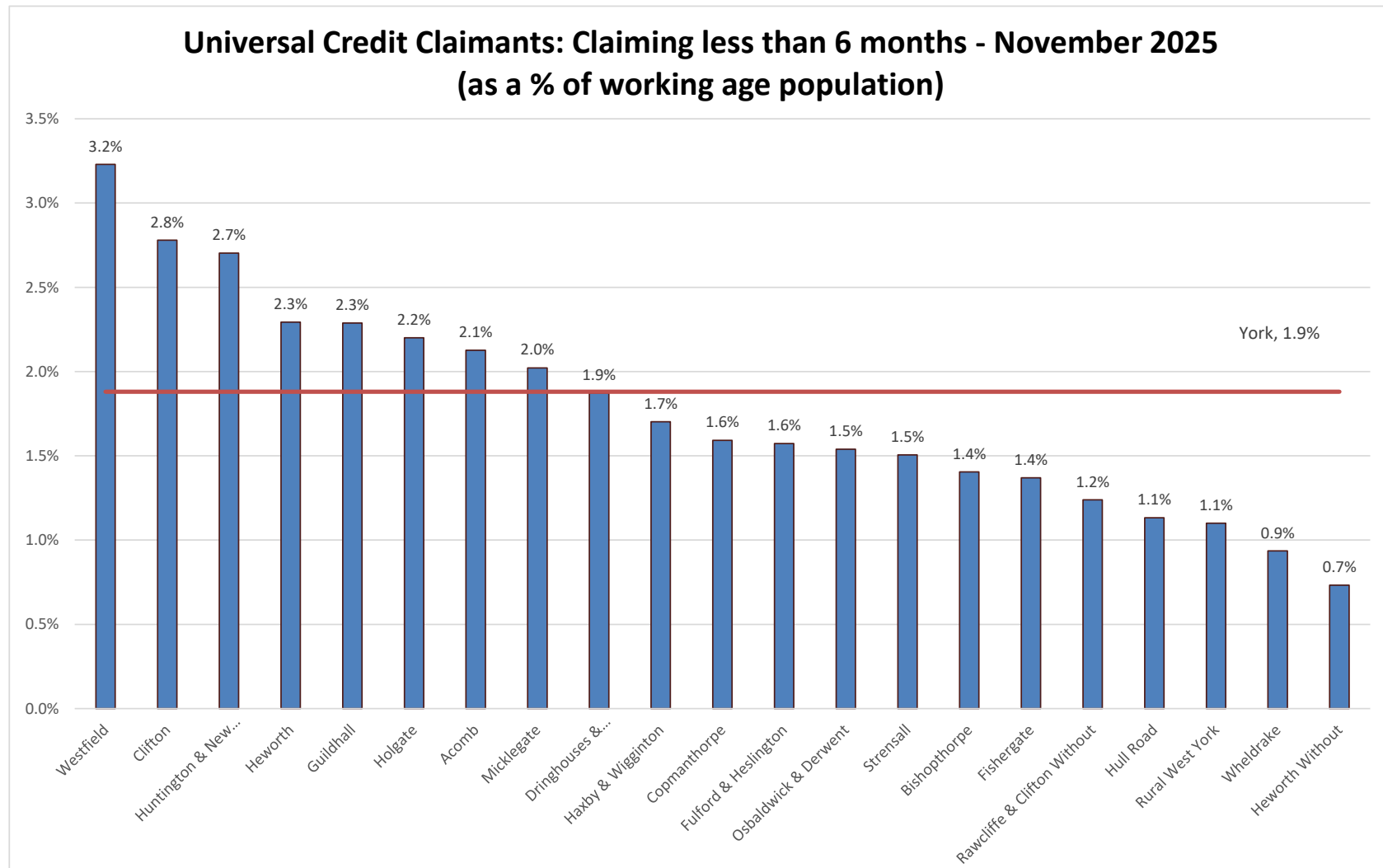
The percentage of claimants not in employment claiming for over 2 years in September 2025 was 54.1% (5,089), which has decreased by 8.3% from the same time last year.



Source: DWP

Duration: claimants by ward

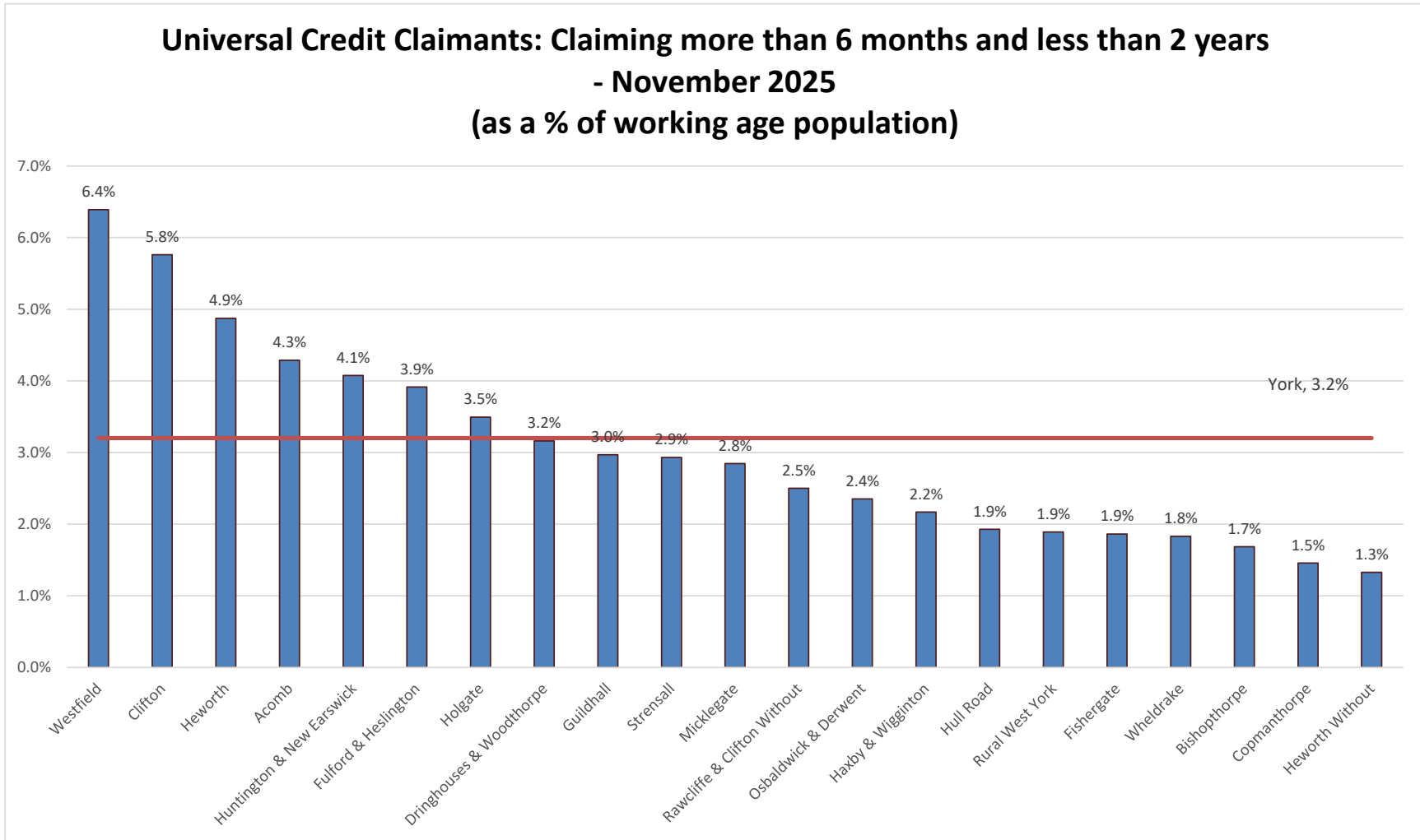
York has 8 wards where the claimant rate for claiming Universal Credit for less than 6 month is greater than York's rate of 1.9%.



Source: DWP

Duration: claimants by ward

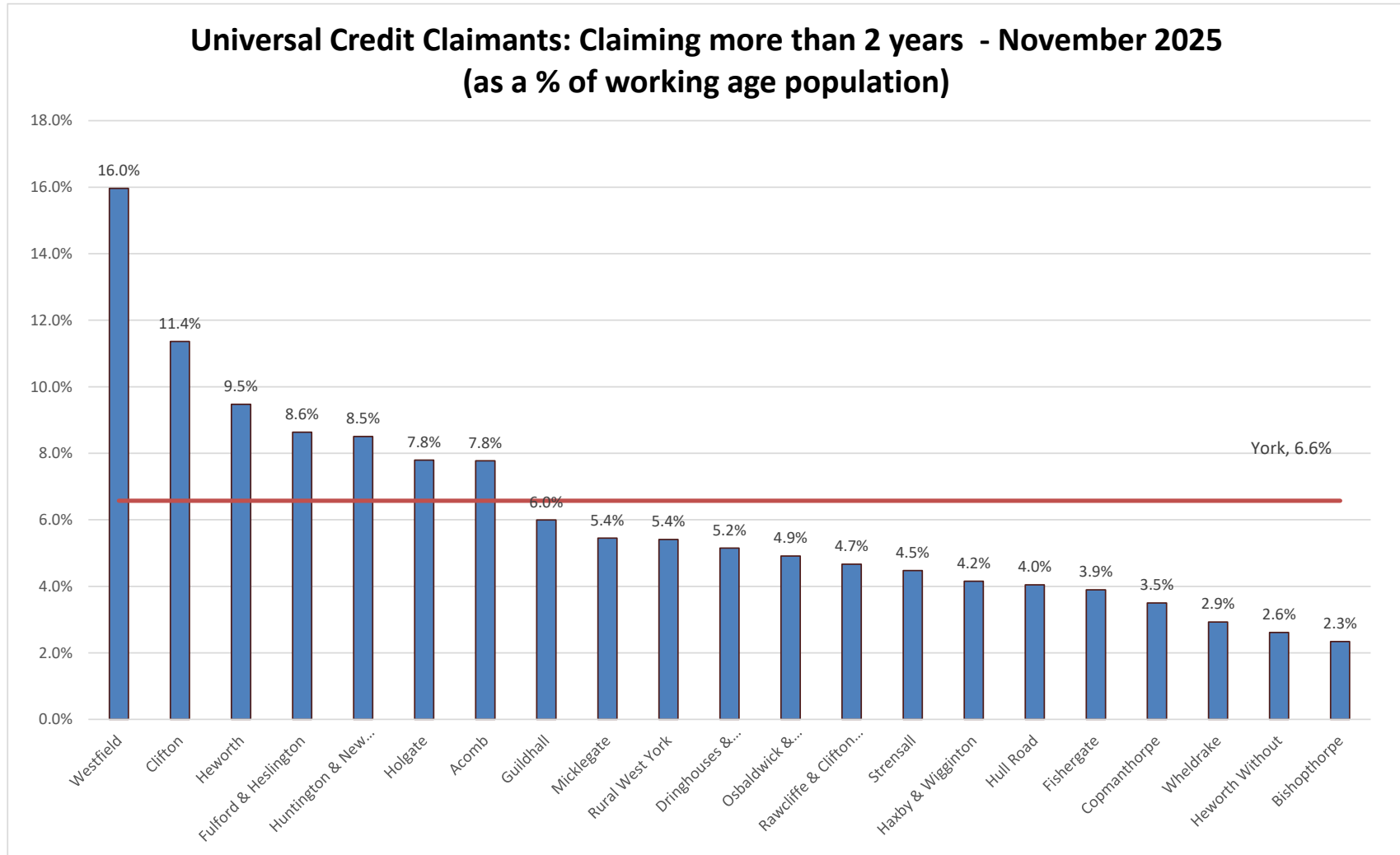
York has 7 wards where the claimant rate for claiming Universal Credit for more than 6 months and less than 2 years is greater than York's rate of 3.2%.



Source: DWP

Duration: claimants by ward

York has 7 wards where the claimant rate for claiming Universal Credit for more than 6 months and less than 2 years is greater than York's rate of 6.6%.



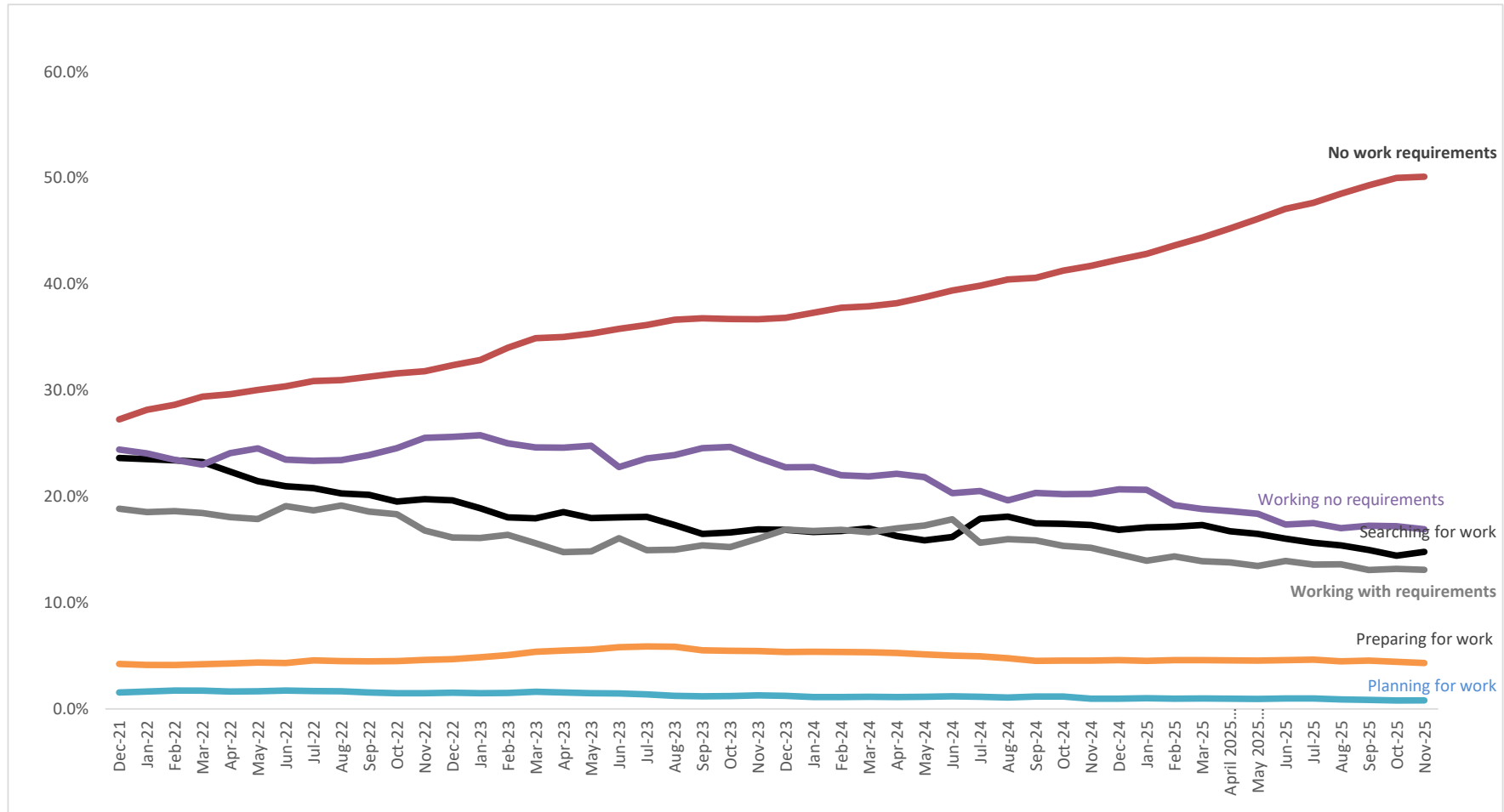
Source: DWP

Universal Credit Claimants - York

Conditionality

York has seen an increase of 37.4% since November 2024 in those claimants who have no work requirements, which equates to 50.1% (7,856) of the total claimants. Nationally this figure stands at 49.4% and regionally 52%.

Nationally there has been a increase of 38.1% since November 2024. Regionally there has been a increase of 38.8% .



Source: DWP

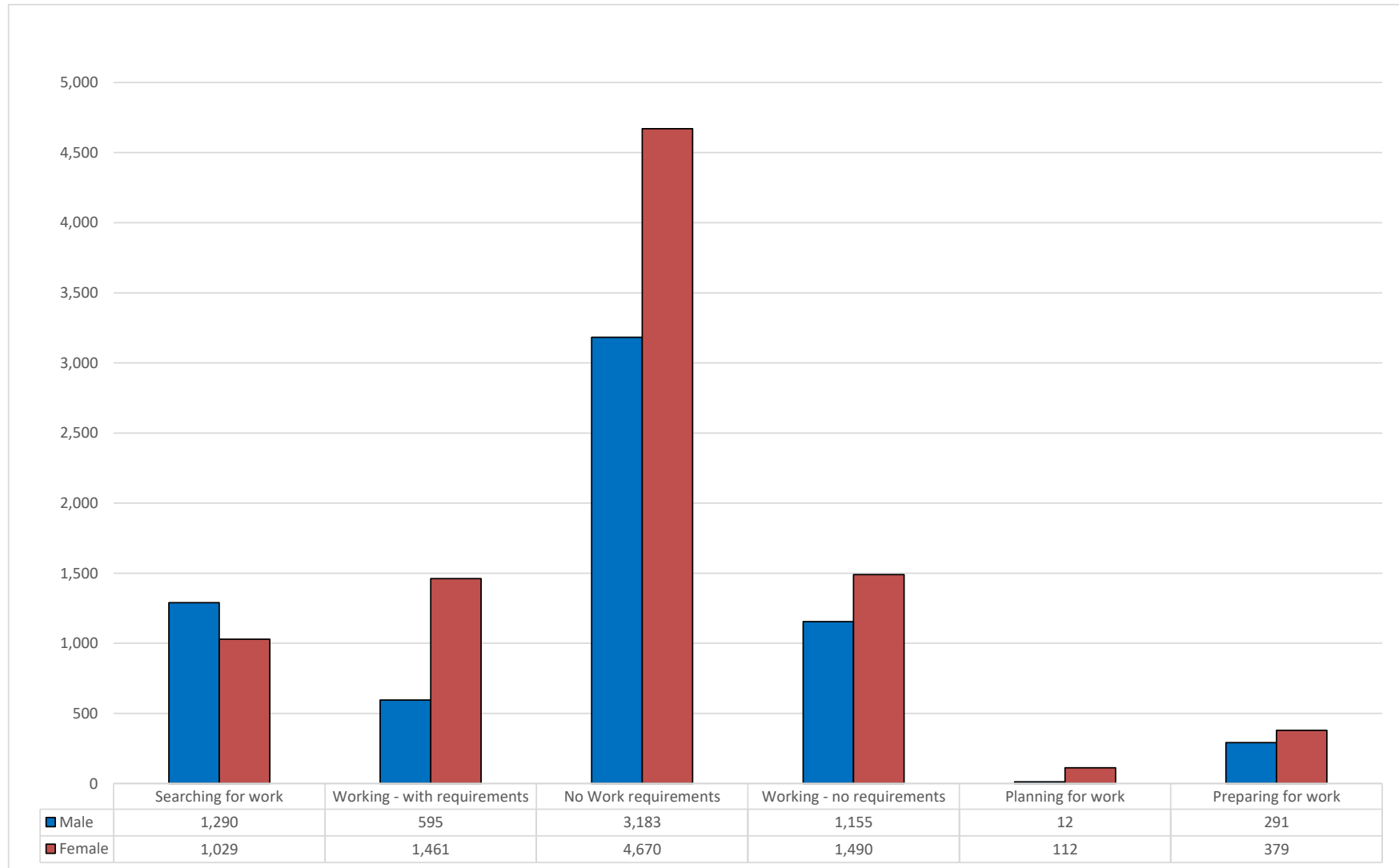
The table below explains the six conditionality regimes for claimants

Conditionality Regime	Description	York	National	Region
Searching for work	Claimant is required to take action to secure work - or more / better paid work. The Work Coach supports them to plan their work search and preparation activity.	14.8% (2,317).	18.6%.	17.5%.
Working with requirements	In work but could earn more, or not working but has a partner with low earnings	13.1% (2,054).	10.8%.	10.6%.
No work requirements	Not expected to work at present. Health or caring responsibility prevents claimant from working or preparing for work.	50.1% (7,856).	49.4%.	52%.
Working - no requirements	Required to inform DWP of changes of circumstances, particularly if at risk of decreasing earnings or losing job.	16.9% (2,652).	15.3%.	14.3%.
Planning for work	Claimant required to attend periodic interviews to plan for their return to work.	0.8% (127).	1.1%.	1.1%.
Preparing for work	The claimant is expected to take reasonable steps to prepare for work including Work Focused Interview.	4.3% (676).	4.8%.	4.5%.

Source: DWP

Conditionality by Gender

The graph below shows the gender split for the 6 conditionality regimes for November 2025



Source: DWP