



City of York Council

Job Seekers Allowance and Universal Credit Claimants

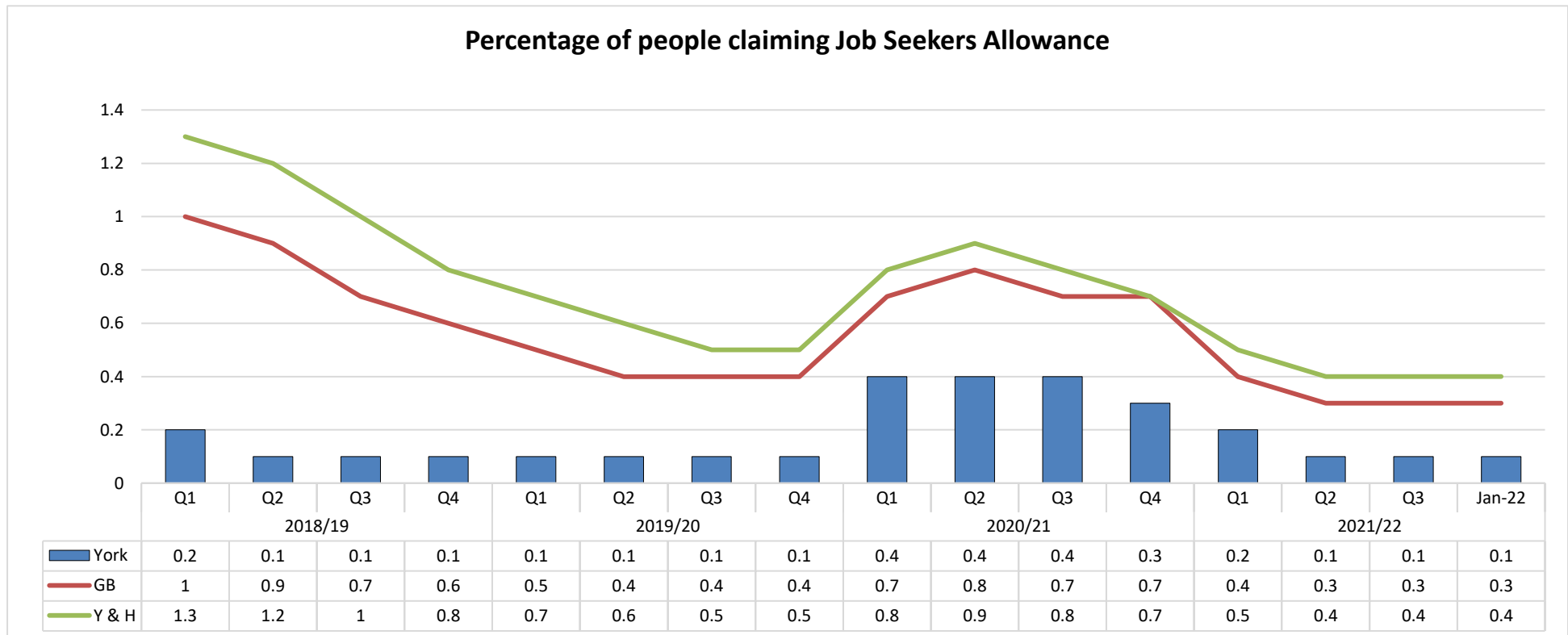
January 2022

Job Seekers Allowance

January 2022

York overall picture:

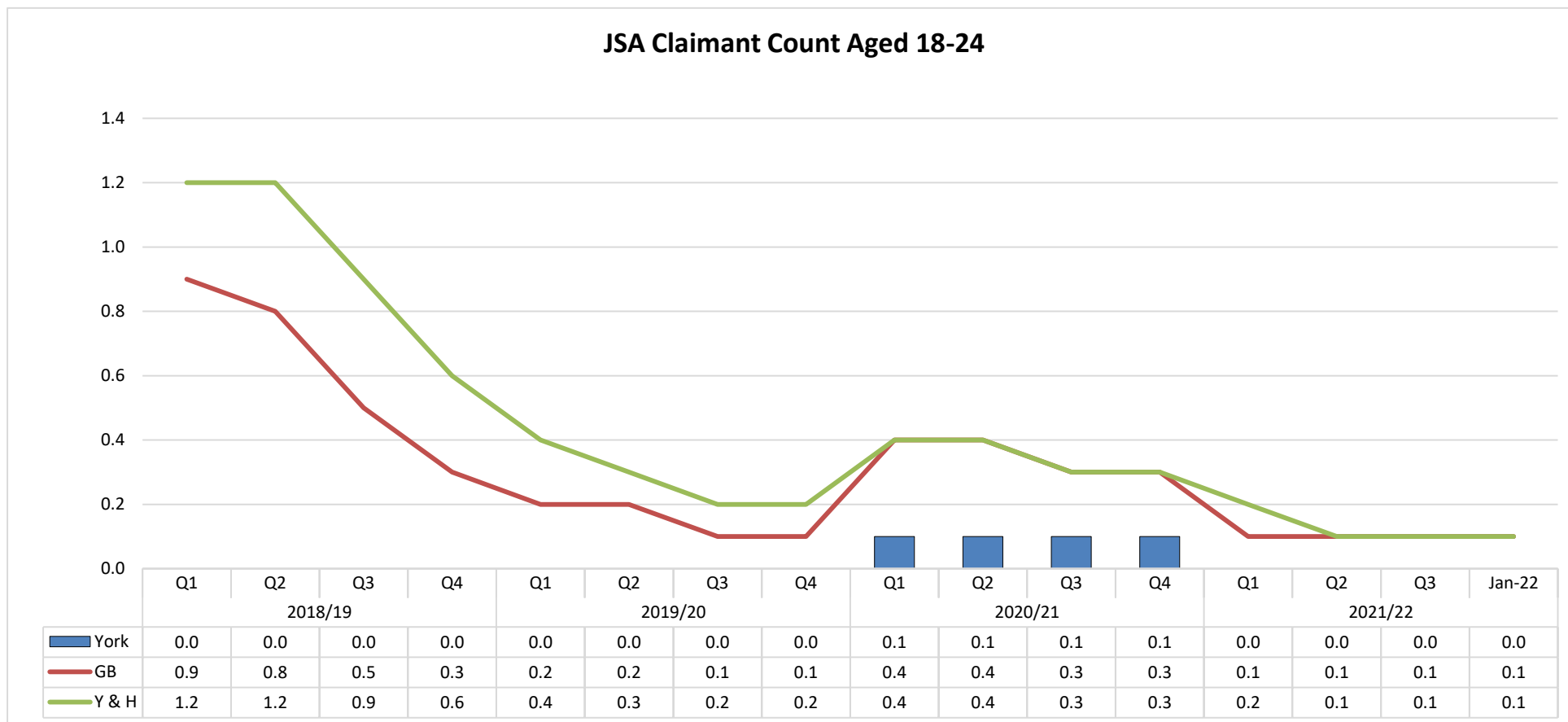
- The JSA claimant count for York in January 2022 is 190.
- In March 2020 the figure was 185, which is an increase of 2.7% .
- This represents 0.1% of the working age population.
- The region stands at 0.4% and GB at 0.3%.
- The highest JSA claimant count in York in the past 10 years (from January 2012) is from February 2012 with a figure of 3,675 or 2.8% of the working age population.



Source: [nomis](https://www.nomis.gov.uk/) - official labour market statistics (ONS)

JSA Claimants 18 - 24 years old

- In January 2022 the total number of claimants (18-24) stood at 10, an increase of 5 from March 2020.
- This represents 0.0% of the working age population.
- The region stands at 0.1% and GB at 0.1%.

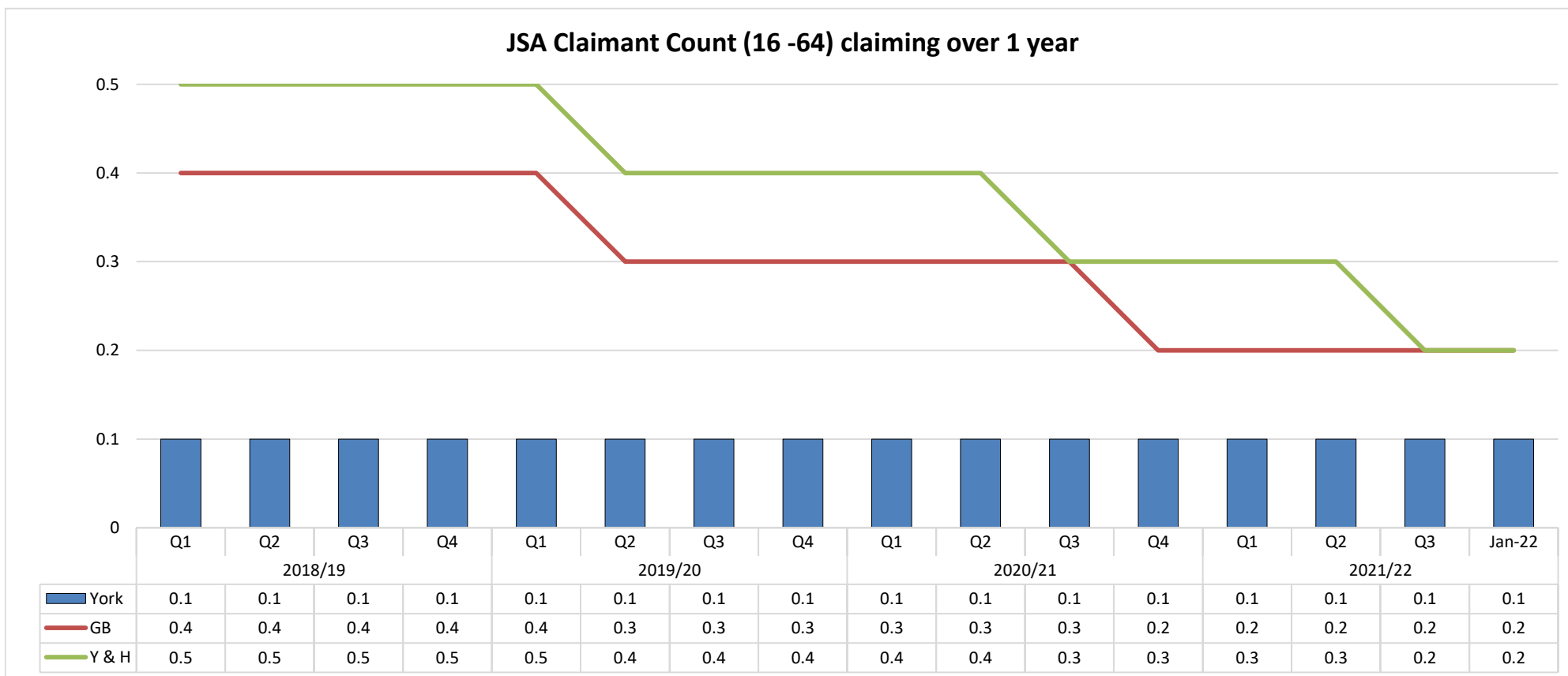


Source: [nomis - official labour market statistics \(ONS\)](https://www.nomis.gov.uk/)

Job Seekers Allowance

JSA Claimants out of work for over one year

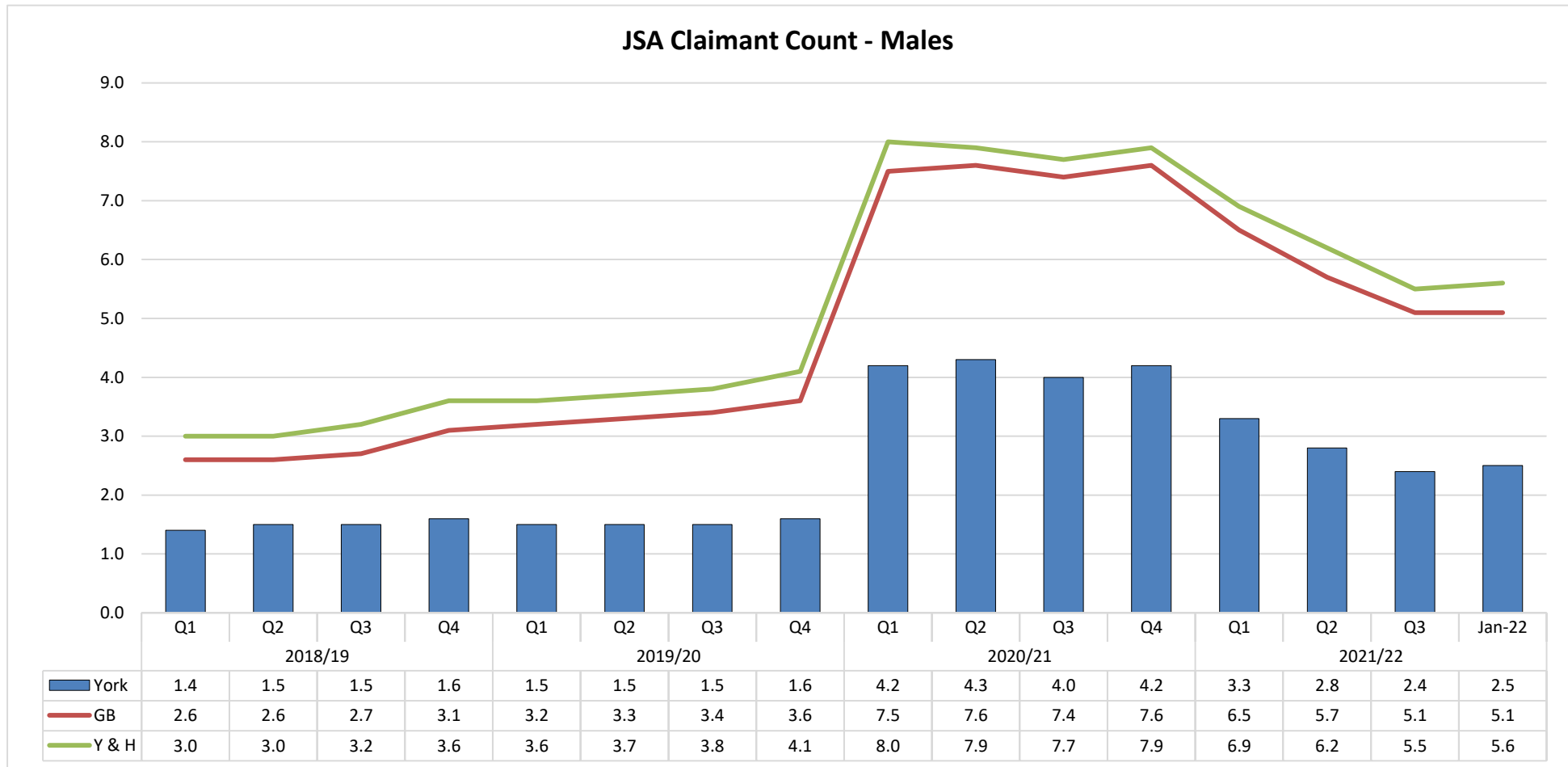
- Claimants out of work for over one year, showed no change from last month, 10 less than one year ago - a 10.5% decrease.
- This represents 0.1% of the working age population who were out of work for over 1 year.
- The region stands at 0.2% and GB at 0.2%.



Source: [nomis - official labour market statistics \(ONS\)](#)

JSA Male Claimant Count

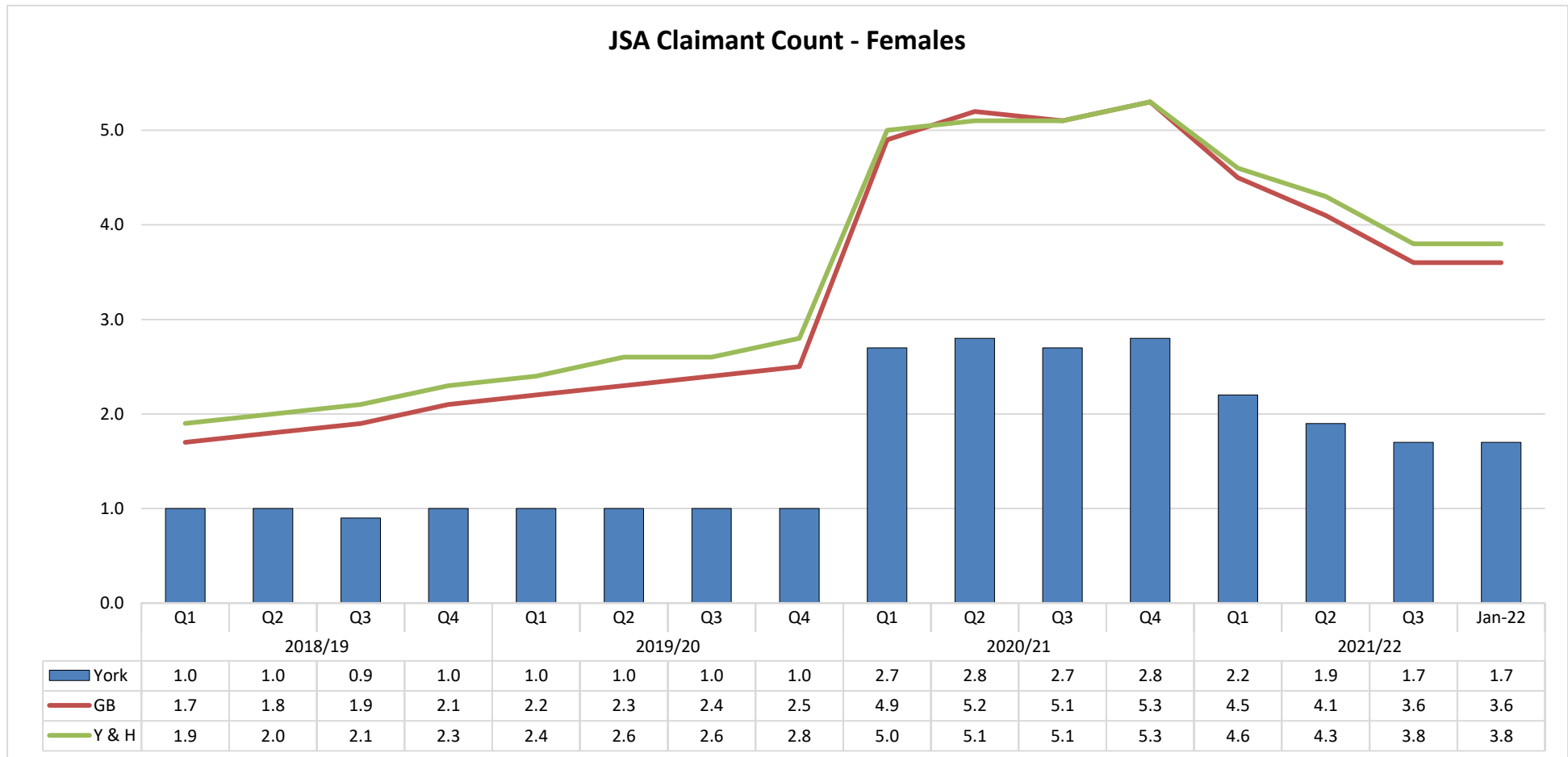
- Male Claimants have increased by 5 from last month, totalling 110, 165 less than one year ago - a 60.0% decrease.
- This represents 2.5 % of the male working age population.
- The region stands at 5.6% and GB at 5.1%.



Source: [nomis - official labour market statistics \(ONS\)](https://nomis.digital.gov.uk/)

JSA Female Claimants

- Female Claimants have increased by 5 from last month, totalling 80, 165 less than one year ago - a 67.3% decrease.
- This represents 1.7 % of the female working age population.
- The region stands at 3.8% and GB at 3.6%.



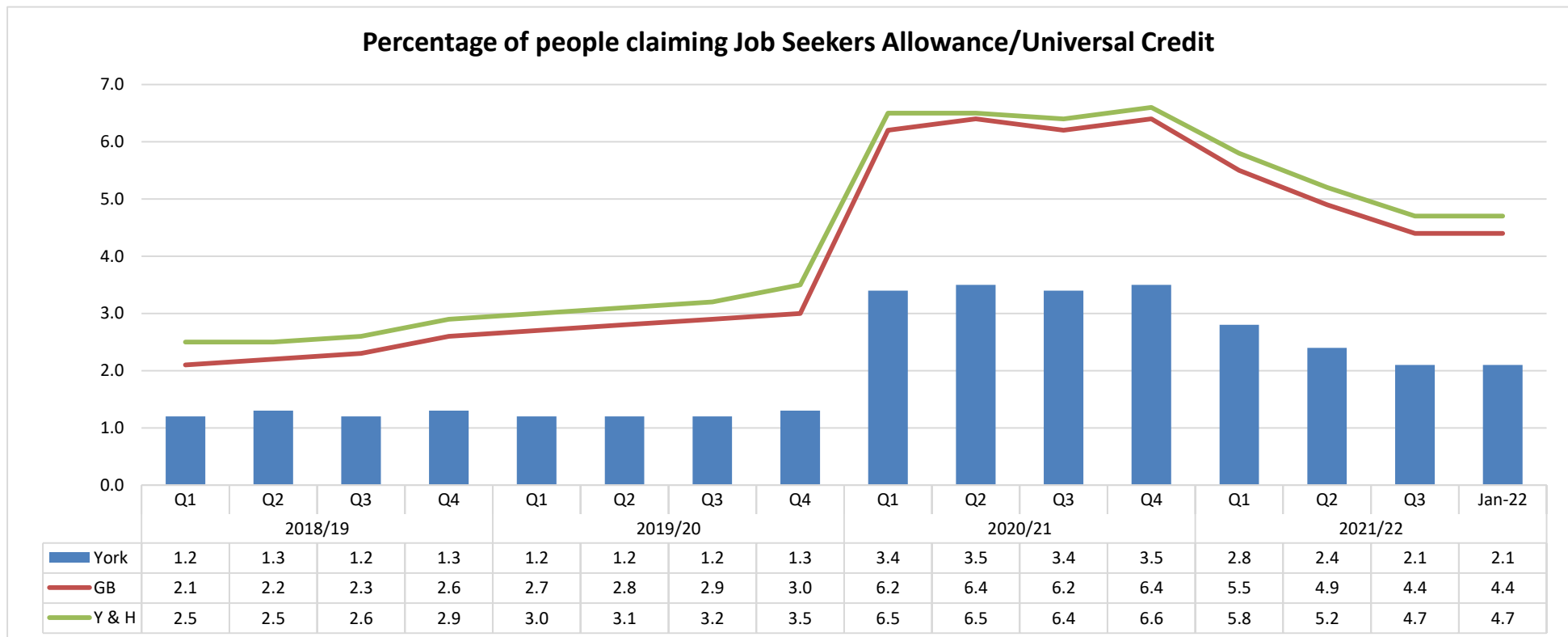
Source: [nomis - official labour market statistics \(ONS\)](#)

Job Seekers Allowance and Universal Credit Claimants

January 2022

York Jobseekers Allowance/Universal Credit overall picture:

- The JSA/UC claimant count for York in January 2022 is 2,880.
- In March 2020 the figure was 1820, this is an increase of 1060 (58.2%).
- This represents 2.1% of the working age population.
- The region stands at 4.7% and GB at 4.4%.
- The highest JSA/UC claimant count in York in the past 4 years (from January 2018) is from August 2020 with a figure of 5,080 or 3.6% of the working age population.

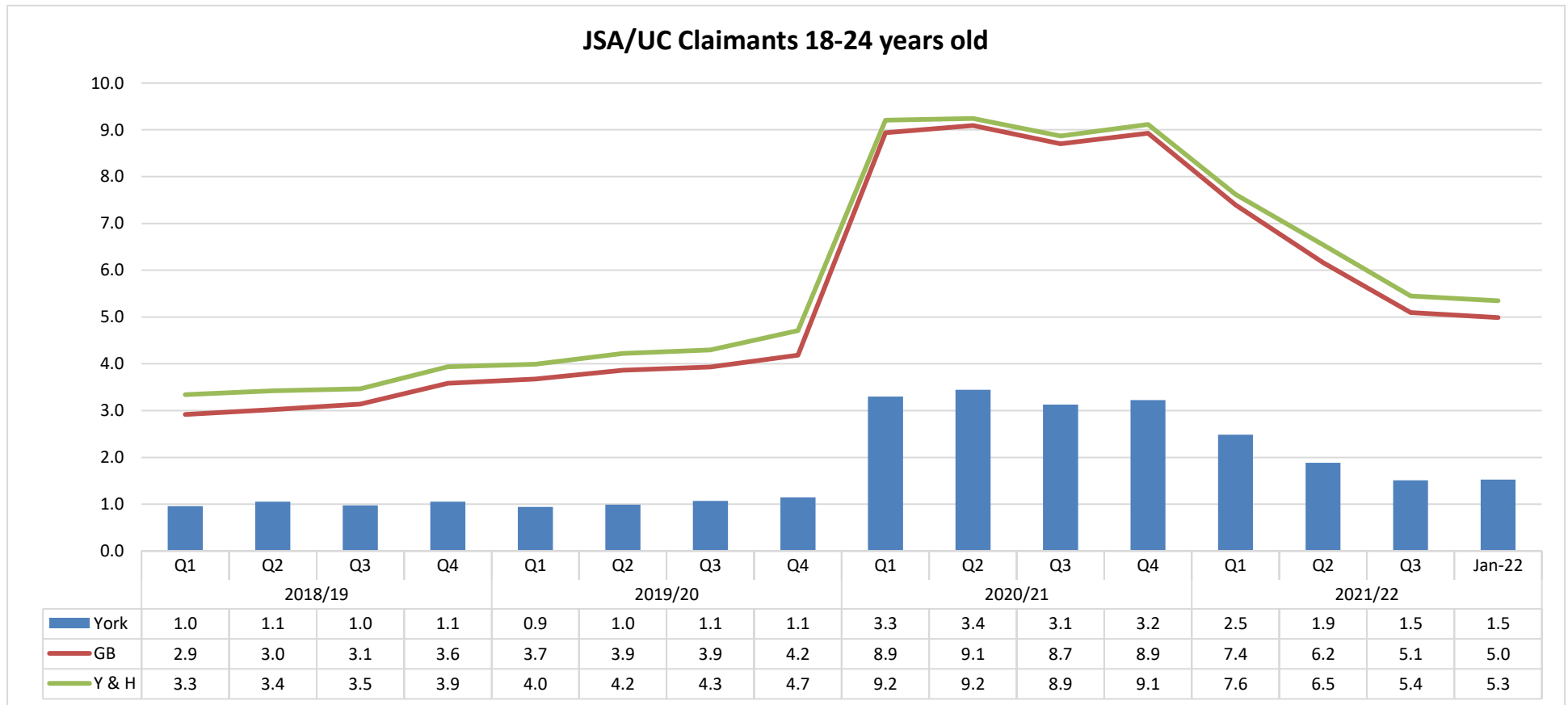


Source: [nomis - official labour market statistics \(ONS\)](https://www.nomis.gov.uk/)

Job Seekers Allowance and Universal Credit Claimants

JSA/UC Claimants 18 - 24 years old

- In January 2022 the total number of claimants (18-24) stood at 485, an increase of 5 from December 2021.
- This represents 1.5% of the working age population.
- The region stands at 5.3% and GB at 5.0%.

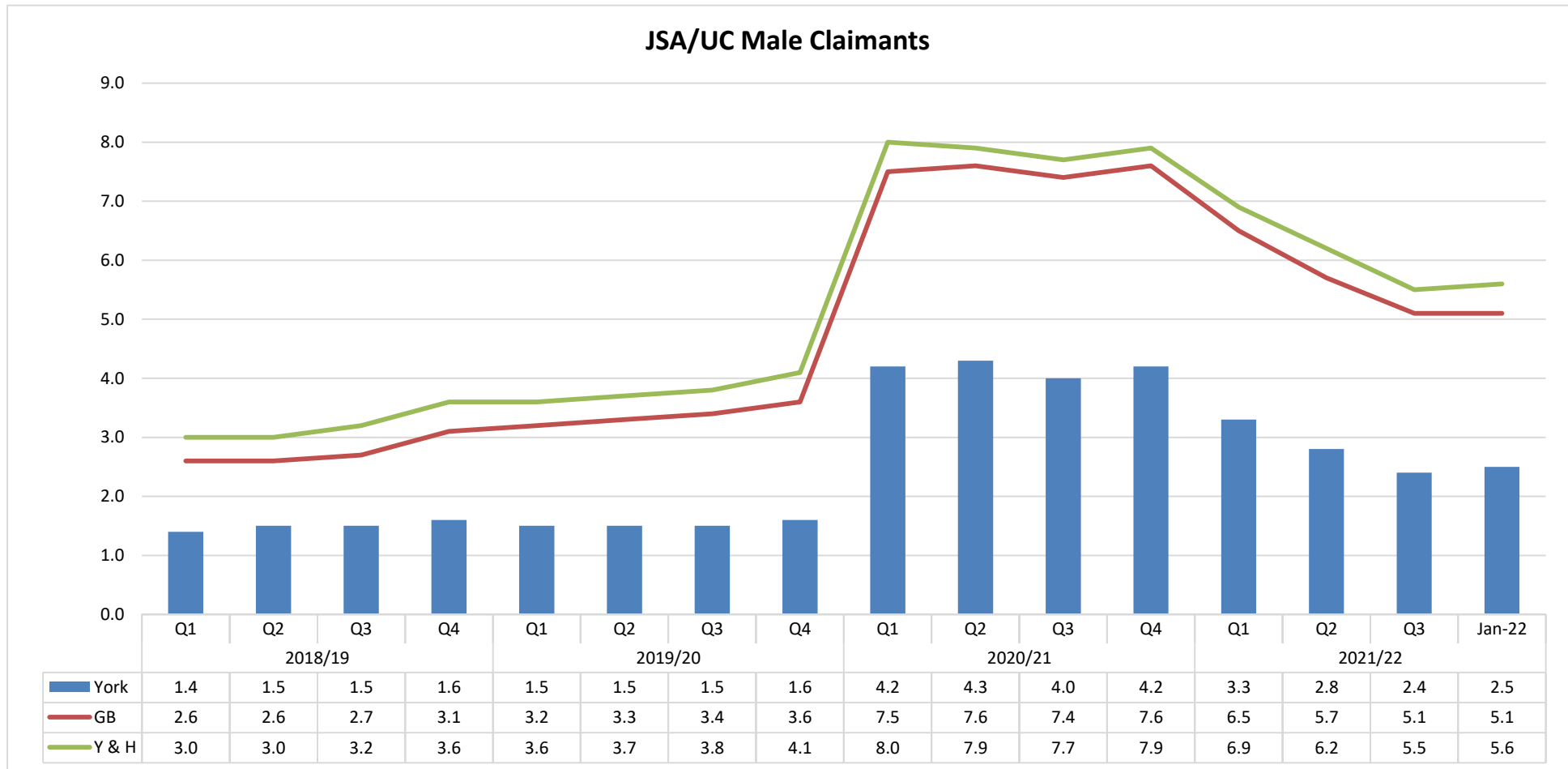


[Source: nomis - official labour market statistics \(ONS\)](#)

Job Seekers Allowance and Universal Credit Claimants

JSA/UC Male Claimant Count

- Male Claimants have increased by 20 from last month, totalling 1,715, 1,260 less than one year ago - a 42.4% decrease.
- This represents 2.5 % of the male working age population.
- The region stands at 5.6% and GB at 5.1%.

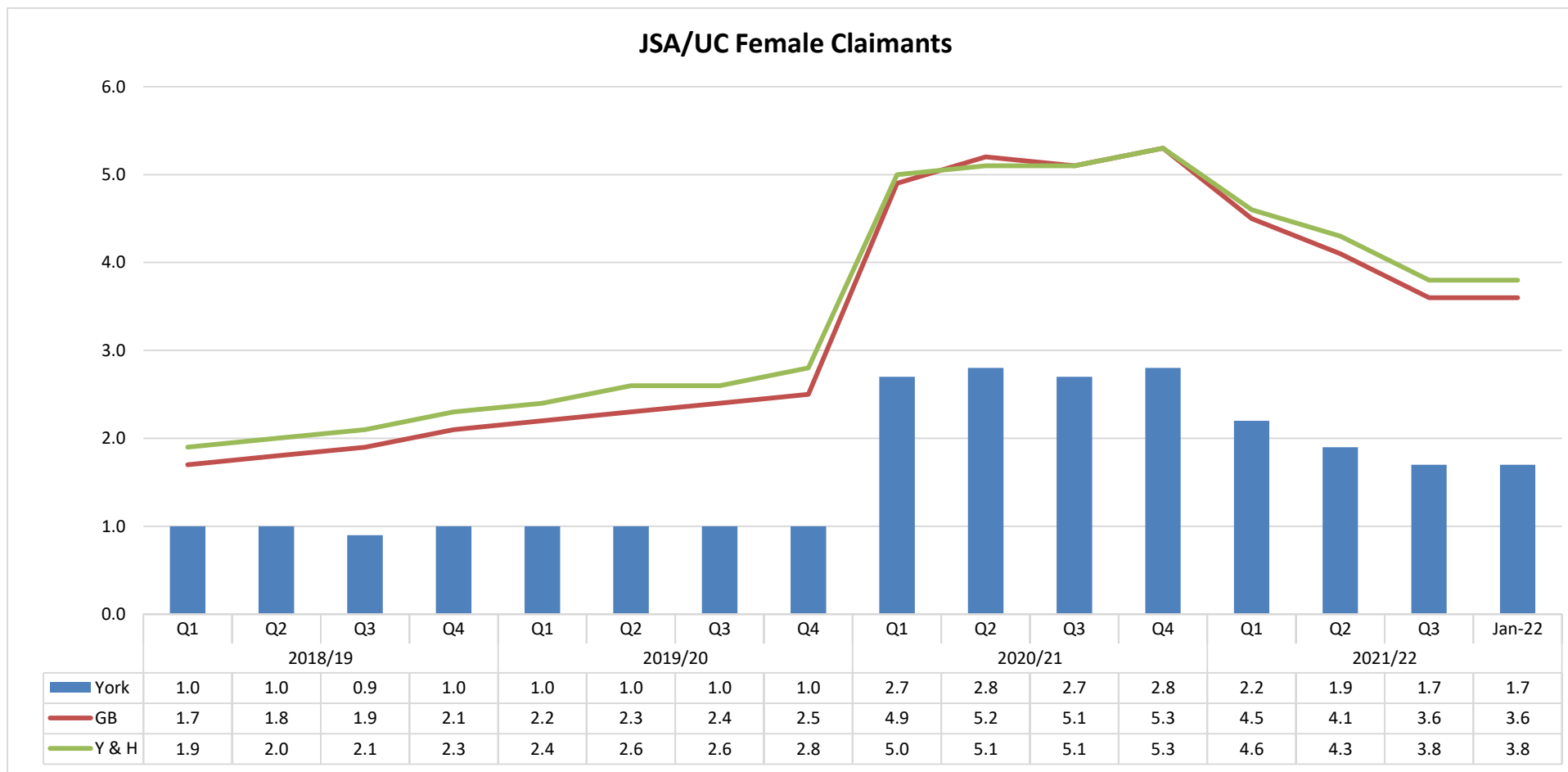


Source: [nomis - official labour market statistics \(ONS\)](https://nomis.digital)

Job Seekers Allowance and Universal Credit Claimants

JSA/UC Female Claimants

- Female Claimants have decreased by 25 from last month, totalling 1,165, 810 less than one year ago - a 41.0% decrease.
- This represents 1.7 % of the female working age population.
- The region stands at 3.8% and GB at 3.6%.



Source: [nomis - official labour market statistics \(ONS\)](https://www.nomis.gov.uk/)

Job Seekers Allowance and Universal Credit Claimants

York Wards

Below are the claimant count for Wards comparing the latest available data with the previous month and the previous year.

Job Seekers Allowance And Universal Credit Claimants - Ward Analysis (Jan 2022)

Total JSA and U/C Claimants

Ward	January 2022		December 2021		January 2021	
Westfield	4.4	390	4.3	380	5.9	525
Heworth	3.0	305	3.0	305	4.4	445
Clifton	3.0	215	2.9	205	4.7	330
Holgate	2.6	225	2.6	225	4.3	370
Micklegate	2.4	220	2.2	205	3.9	370
Huntington & New Earswick	2.2	160	2.1	150	3.5	255
Guildhall	2.1	310	2.2	325	3.1	450
Acomb	2.0	115	2.1	115	3.6	200
Dringhouses & Woodthorpe	1.7	120	1.8	120	3.4	235
Rawcliffe & Clifton Without	1.6	125	1.5	125	2.8	220
Fulford & Heslington	1.6	35	1.6	35	2.5	55
Osbalwick & Derwent	1.5	75	1.8	85	2.6	120
Hull Road	1.4	175	1.4	175	2.1	255
Heworth Without	1.4	30	1.4	30	2.5	55
Haxby & Wigginton	1.3	80	1.2	70	2.3	145
Fishergate	1.3	115	1.4	120	2.5	215
Bishopthorpe	1.3	30	1.7	35	2.4	50
Rural West York	1.2	55	1.3	55	2.3	100
Copmanthorpe	1.2	30	1.3	30	1.9	45
Strensall	1.1	55	1.2	60	2.2	110
Wheldrake	1.0	25	1.1	25	1.8	45

[Source: nomis - official labour market statistics \(ONS\)](#)

Under Universal Credit a broader span of claimants are required to look for work than under Jobseeker's Allowance. As Universal Credit Full Service is rolled out in particular areas, the number of people recorded as being on the Claimant Count is therefore likely to rise.

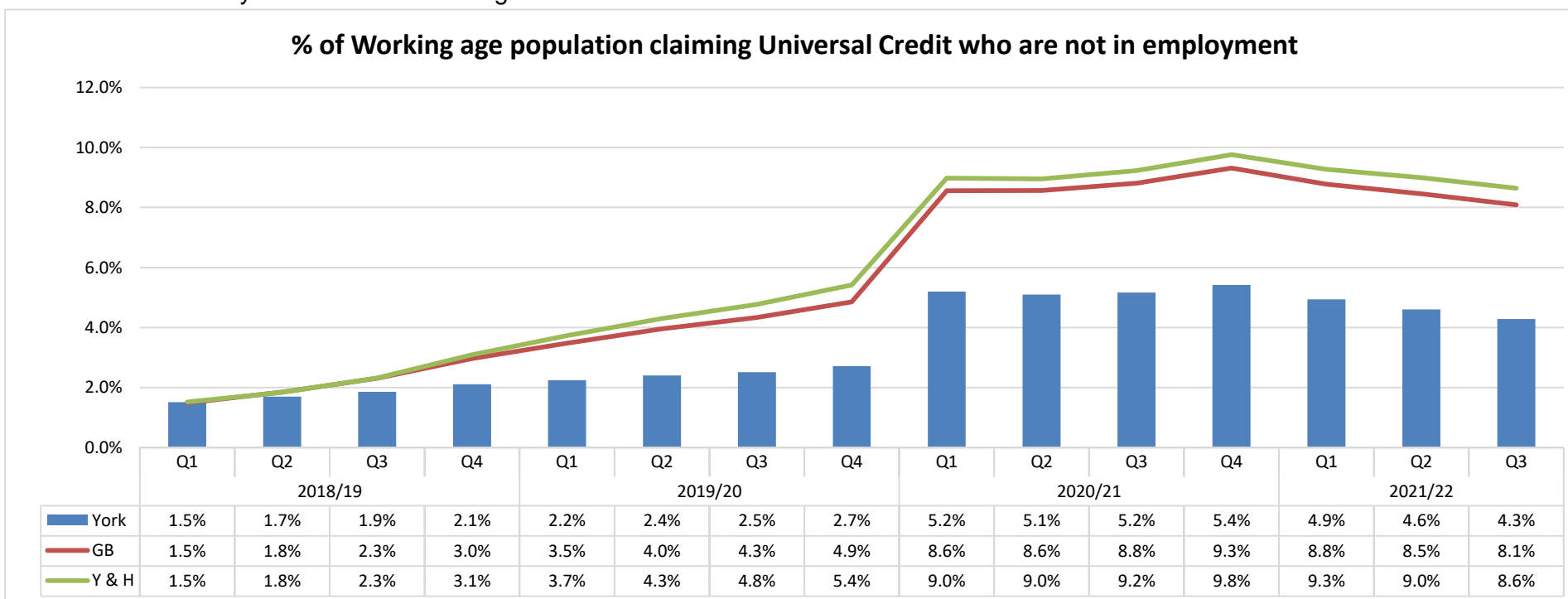
Job Seekers Allowance

Universal Credit Claimants

The JSA figures should be viewed in the context of the number of people receiving Universal Credit in York decreasing from 11,432 in December to 11,349 in January. Under Universal Credit a broader span of claimants are required to look for work than under Jobseekers Allowance. As Universal Credit Full Service is rolled out in particular areas, the number of people recorded as being on the Claimant Count is therefore likely to rise.

Of which, in December, 5,947 were not in employment. The January figures will not be released until next month.

On 12 July 2017 Universal Credit became available to parents and couples in the York area, until this date Universal Credit was only available to single job seekers in the area. From November 2019 the provisional figures will show the total of those claiming Universal Credit. A breakdown will only be shown when the figures are revised.



Source: [nomis - official labour market statistics \(ONS\)](#)

Following the introduction of Universal Credit, the claimant count takes into account:

- people claiming contribution JSA (this is not affected by the introduction of Universal Credit)
- the figures for Universal Credit are provisional for the current month and may be revised in the next update.